



SEKOLAH TINGGI ILMU KESEHATAN (STIKes)
HANG TUAH PEKANBARU

Jl. Mustafa Sari No. 5 Tangkerang Selatan Pekanbaru, Telp. (0761) 33815 Fax. (0761) 863646
email : stikes.htp@gmail.com Izin Mendiknas : 226/D/O/2002 Website : www.htp.ac.id


SURAT PERINTAH TUGAS

Nomor. 0210/PSIK/STIKes-HTP/VIII/2021

Yang bertanda tangan di bawah ini Ketua Program Studi Sarjana Keperawatan STIKes Hang Tuah Pekanbaru dengan ini memberi tugas kepada dosen yang bersangkutan (nama-nama terlampir) untuk membuat rancangan program perkuliahan/ pembelajaran dan Modul mata kuliah pada Semester Ganjil & Genap T.A 2021/ 2022 demi kelancaran proses belajar mengajar.

Demikian surat tugas ini kami buat, agar dapat dipergunakan sebagaimana mestinya.

Dikeluarkan di : PEKANBARU
Pada tanggal : 2 Agustus 2021
Ketua Program Studi Keperawatan
STIKes Hang Tuah Pekanbaru


Ns. Siska Mayang Sari, M.Kep
No Reg. 10306109152



SEKOLAH TINGGI ILMU KESEHATAN (STIKes) HANG TUAH PEKANBARU

Jl. Mustafa Sari No. 5 Tangkerang Selatan Pekanbaru, Telp. (0761) 33815 Fax. (0761) 863646
email : stikes.htp@gmail.com Izin Mendiknas : 226/D/O/2002 Website : www.htp.ac.id

MEDIATOR MATA KULIAH SEMESTER GANJIL T.A 2021/2022 PRODI KEPERAWATAN STIKes HANG TUAH PEKANBARU

SEMESTER I

No	Kode MK	Mata Kuliah	SKS	T	P	Nama Koordinator
1	WU1013	Bahasa Indonesia	2	2		Ns. Bavu Saputra, M.Kep
2	WP1013	Pemenuhan Kebutuhan Dasar Manusia	4	3	1	Ns. Yecy Anggreny, M.Kep.
3	WP1023	Konsep Dasar Keperawatan	3	3		Sekani Niriyah, S.Kep. Ners.
4	WP 1033	Proses Keperawatan dan Berpikir Kritis	3	3		Sekani Niriyah, S.Kep. Ners.
5	WP1043	Ilmu Biomedik Dasar	4	3	1	Ns. Susi Erianti, M.Kep.
6	WP1053	Falsafah dan Teori Keperawatan	3	3		Ners. Dewi Kurnia Putri, M.Kep.
7	PP 1013	Pembangunan Karakter	2	2		Ns. Erna Marni, M.Kep.
		Total SKS	21			

SEMESTER III

No	Kode MK	Mata Kuliah	SKS	T	P	PL	Nama Koordinator
1	WP3103	Sistem Informasi Keperawatan	2	1	1		Ns. Raja Fitriana Lestari, M.Kep.
2	WU3043	Kewarganegaraan	2	2			Ns. Sandra, M.Kep., Sp.Kep.MB.
3	WP3113	Keperawatan Medikal Bedah I	3	2	1		Ns. Sandra, M.Kep., Sp.Kep.MB.
4	WP3123	Keperawatan Maternitas I	4	2	1	1	Ns. Dian Roza Adila, M.Kep.
5	WP3133	Komunikasi dalam Keperawatan II	3	1	1	1	Ns. Riau Roslita, M.Kep., Sp.Kep. An.
6	WP3143	Psikososial dan Budaya dalam Keperawatan	2	2			Ns. Erna Marni, M.Kep.
7	WP3153	Keselamatan Pasien dan Keselamatan Kesehatan Kerja dalam Keperawatan	3	2	1		Ns. Yecy Anggreny, M.Kep.
8	WI3013	Bahasa Inggris I	2	2			Ns. Agnita Utami, M.Kep., Sp.Kep. An.
		Total SKS	21				


SEMESTER V

No	Kode MK	Mata Kuliah	SKS	T	P	PL	Nama Koordinator
1	WP5213	Keperawatan Medikal Bedah III	3	2	1		Ns. Rani Lisa Indra, M.Kep., Sp.Kep.MB.
2	WP5223	Keperawatan Anak II	2	2			Ns. Agnita Utami, M.Kep., Sp.Kep. An.
3	WP5233	Keperawatan Kesehatan Jiwa II	4	2	1	1	Ners. Dewi Kurnia Putri, M.Kep.
4	WP5243	Keperawatan Menjelang Ajal dan Paliatif	3	2	1		Ns. Riau Roslita, M.Kep., Sp.Kep. An.
5	WP5253	Keperawatan Komunitas I	2	2			Ns. Eka Wisanti, M.Kep., Sp.Kep.Kom.
6	WP5373	Bahasa Inggris III	3	2	1		Ns. Vella Yovinna Tobing, M.Kep., Sp. Kep. Mat.
7	PP5023	Bahasa Jepang	3	2	1		Ns. Dian Roza Adila, M.Kep.
		Total SKS	20				

SEMESTER VII

No	Kode MK	Mata Kuliah	SKS	T	P	PL	Nama Koordinator
1	WP7303	Keperawatan Kritis	3	2	1		Ns. T. Abdur Rasvid, M.Kep.
2	WP7313	Biostatistik	3	2	1		Ns. Susi Erianti, M.Kep.
3	WP7323	Keperawatan Gerontik	4	3	1		Ns. Eka Wisanti, M.Kep., Sp.Kep.Kom.
4	WP7333	Keperawatan Bencana	2	2			Ns. T. Abdur Rasvid, M.Kep.
5	WP7343	Praktik Keperawatan Medikal Bedah	3			3	Ns. Bavu Saputra, M.Kep.
6	W17023	Kewirausahaan	3	2	1		Ns. Raja Fitriana Lestari, M.Kep.
7	WP7483	Bahasa Inggris V	2	1	1		Ns. Riau Roslita, M.Kep., Sp.Kep. An.
		Total SKS	20				

Pekanbaru, 26 Juli 2021
Ketua Prodi Keperawatan
STIKes Hang Tuah Pekanbaru


Ns. Siska Mavang Sari, M.Kep.
No.Reg. 10306109152



SEKOLAH TINGGI ILMU KESEHATAN (STIKes)
HANG TUAH PEKANBARU

Jl. Mustafa Sari No. 5 Tangkerang Selatan Pekanbaru, Telp. (0761) 33815 Fax. (0761) 863646
email : stikes.htp@gmail.com Izin Mendiknas : 226/D/O/2002 Website : www.htp.ac.id

MEDIATOR MATA KULIAH SEMESTER GENAP T.A 2021/2022
PRODI KEPERAWATAN STIKes HANG TUAH PEKANBARU

SEMESTER II

No	Kode MK	Mata Kuliah	SKS	T	P		Nama Koordinator
1	WU 2023	Pancasila	2	2			Ns. Sandra, M.Kep., Sp.Kep.MB
2	WU 2033	Agama	2	2			Ns. Agnita Utami, M.Kep., Sp.Kep An
3	WP 2063	Komunikasi Dasar Keperawatan	2	1	1		Sekani Niriayah, S.Kep, Ners.
4	WP2073	Keterampilan Dasar Keperawatan	3	1	2		Ns. Yecy Anggreny, M.Kep.
5	WP2083	Ilmu Dasar Keperawatan	3	2	1		Ns. Susi Erianti, M.Kep.
6	WP2093	Farmakologi Keperawatan	3	2	1		Ns. Erna Marni, M.Kep.
7	WP2103	Pendidikan dan Promosi Kesehatan	3	2	1		Ns. Yecy Anggreny, M.Kep.
8	WP 2113	Psikososial dan Budaya dalam Keperawatan	2	2			Ns. Erna Marni, M.Kep.
9	PP 2023	Bahasa Inggris Dasar	2	2			Ns. Vella Yovinna Tobing, M.Kep., Sp.Kep., Mat.
		Total	22				

SEMESTER IV

No	Kode MK	Mata Kuliah	SKS	T	P	PL	Nama Koordinator
1	WP4163	Keperawatan Maternitas II	3	2	1		Ns. Vella Yovinna Tobing, M.Kep., Sp.Kep., Mat.
2	WP4173	Keperawatan Medikal Bedah II	3	2	1		Ns. Rani Lisa Indra, M.Kep., Sp.Kep.MB.
3	WP4183	Keperawatan Anak I	4	2	1	1	Ns. Riau Roslita, M.Kep., Sp.Kep. An.
4	WP4193	Keperawatan Kesehatan Jiwa I	3	2	1		Ners. Dewi Kurnia Putri, M.Kep.
5	WP4203	Keperawatan HIV-AIDS	3	2	1		Ns. Susi Erianti, M.Kep.
6	WP4363	Bahasa Inggris II	3	2	1		Ns. Dian Roza Adila, M.Kep.
		Total	19				


SEMESTER VI

No	Kode MK	Mata Kuliah	SKS	T	P	PL	Nama Koordinator
1	WP6263	Keperawatan Komunitas II	3	2	1		Ns. Eka Wisanti, M.Kep., Sp.Kep.Kom.
2	WP6273	Keperawatan Keluarga	4	3	1		Ns. Eka Wisanti, M.Kep., Sp.Kep.Kom.
3	WP6283	Metodologi Penelitian	4	3	1		Ns. Raja Fitriana Lestari, M.Kep.
4	WP6383	Bahasa Inggris IV	2	1	1		Ns. Bayu Saputra, M.Kep.
5	WP6283	Keperawatan Gawat Darurat	5	3	1	1	Ns. T. Abdur Rasyid, M.Kep.
		Total	18				

SEMESTER VIII

No	Kode MK	Mata Kuliah	SKS	T	P	PL	Nama Koordinator
1	WI8033	Skripsi	4			4	Ns. Rani Lisa Indra, M.Kep., Sp.Kep.MB.
2	WI8353	Manajemen Keperawatan	4	3		1	Ns. Yecy Anggreny, M.Kep.
		Total	8				

Pekanbaru, 26 Juli 2021
Ketua Prodi Keperawatan
STIKes Hang Tuah Pekanbaru



Ns. Siska Mayang Sari, M.Kep.
No.Reg. 10306109152

SEBARAN MATA KULIAH DAN DOSEN PENGAJAR PRODI SI KEPERAWATAN STIKES HANG TIJAH PEKANBARU SEMESTER GANJIL TAHUN AJARAN 2021/2022

SEMESTER	MAHASISWA ANGGKATAN (GID)	No	KODE MK	MATA KULIAH	SKS	T	P	PL	DOSEN PENGAMPU DI SISTEM	MEDIATOR MK	DOSEN	JUMLAH PERFORMAN		SKS		TOTAL HITS/KELAS	PRAKTIK LAPANGAN	
												T & P	TUT	T & P	TUT		PL/KLP	
I (SATU)	2021 (89 mhs/ 2 kelas)	1	1WU 1013	BAHASA INDONESIA	2	2	-	-	Hermadina, M.Pd		Hermadina, M.Pd		16	2	2	4		
		2	2WP 1013	*PEMULIHAN KEBUTUHAN DASAR MANUSIA	4	3	1		Ns. Siska Mayang Sari, M.Kep.	Ns. Yecy Anggreny, M.Kep	Ns. Siska Mayang Sari, M.Kep Ns. Yecy Anggreny, M.Kep Ns. Erma Mami, M.Kep Ns. Sus Erianti, M.Kep	5 3 2 2	1,25 1,25 0,5 0,5	0,125 0,125 0,125 0,125	2,75 2,75 1,25 1,25			
		3	3WP 1023	*Konsep Dasar Keperawatan	3	3	-		Ns. Raja Firina Lestari, M.Kep	Sekam Nirwah, S.Kep., Ners	Ns. Raja Firina Lestari, M.Kep Ns. Lita, M.Kep Ns. Sus Erianti, M.Kep Ns. Amihyati, S.Kep., MM	3 2 2 2	0,5 0,5 0,5 0,5	0,0938 0,0938 0,0938 0,0938	1,3125 1,3125 1,6875 1,6875			
		4	4WP 1033	Proses Keperawatan & Berpikir Kritis	3	3			Ns. Lita, M.Kep	Sekam Nirwah, S.Kep., Ners	Sekam Nirwah, S.Kep., Ners Ns. Lita, M.Kep Ns. Vella Yovonna T., M.Kep., Sp.Kep.Mat Ns. Raja Firina Lestari, M.Kep	3 2 2 2	0,75 0,75 0,5 0,5	0,0938 0,0938 0,0938 0,0938	1,6875 1,6875 1,3125 1,3125			
		5	5WP 1043	Ilmu Biomedik Dasar	4	3	1		Ns. Sus Erianti, M.Kep	Ns. Sus Erianti, M.Kep	Ns. Sus Erianti, M.Kep Ns. Sandra, M.Kep., Sp.Kep.MB F.Kp.DNRI	4 2 2	2 1,5 0,5	2 3 1	4 3 1			
		6	6WP 1053	Etiologi & Teori Keperawatan	3	3			Ns. Yecy Anggreny, M.Kep	Ners Dewi Kurnia Putri, M.Kep Ns. Sus Erianti, M.Kep Ns. Elha Wicariati, M.Kep., Sp.Kep.Kom	3 2 2	1,125 0,75 0,375	2,25 0,75 0,75	2,25 0,75 0,75				
		7	7PP 1013	Pembangunan Karakter	2	2			Dr. Emmanay, S.Kep., M.Kes	Ns. Erma Mami, M.Kep	Dr. Emmanay, S.Kep., M.Kes Ns. Erma Mami, M.Kep Ns. Agnita Dhami, M.Kep., Sp.Kep., An Ns. Lita, M.Kep	3 3 3 3	0,75 0,75 0,75 0,75	0,75 0,75 0,75 0,75				
		III (TIGA)	2021 (88 mhs/ 2 kelas)	1	1WP1133	Komunikasi dalam Keperawatan II	3	1	1	1	Ns. Rani Roslina, M.Kep., Sp.Kep., An	Ns. Rani Roslina, M.Kep., Sp.Kep., An	Ns. Rani Roslina, M.Kep., Sp.Kep., An Ns. Agnita Dhami, M.Kep., Sp.Kep., An Ns. Raja Firina Lestari, M.Kep	7 3 4	1,3125 0,938 0,750	2,625 1,875 1,500		
				2	2WU1043	Kewarganegaraan	2	2			Yanos, M.Si	Yanos, M.Si	Yanos, M.Si	16	2	4		
				3	3WP1103	Sistem Informasi Keperawatan	2	1	1		Dr. Emmanay, S.Kep., M.Kes	Ns. Sandra, M.Kep., Sp.Kep.MB Ns. Raja Firina Lestari, M.Kep	Dr. Emmanay, S.Kep., M.Kes Ns. Raja Firina Lestari, M.Kep Ns. Sus Erianti, M.Kep Praktis SIMBRS ES	6 3 3 2	0,75 0,75 0,75 0,25	1,5 1,5 1,5 0,5		
4	4WP1113			*Keperawatan Medialah Botani (KAMBH)	3	2	1		Ns. Sandra, M.Kep., Sp.Kep.MB	Ns. Sandra, M.Kep., Sp.Kep.MB	Ns. Sandra, M.Kep., Sp.Kep.MB	3 3 2	0,9375 0,9375 0,9375	2,0625 2,0625 1,875				
5	5WP1123			*Keperawatan Matematis I	4	2	1	1	Ns. Dian Rosa Adhita, M.Kep	Ns. Dian Rosa Adhita, M.Kep	Ns. Vella Yovonna T., M.Kep., Sp.Kep.Mat Ns. Dian Rosa Adhita, M.Kep	6 6 2	1,5 1,5 0,5	3,5 3,5 1				
6	6WP1133			Keperawatan Matematis II	4	2	1	1	Ns. Dian Rosa Adhita, M.Kep	Ns. Dian Rosa Adhita, M.Kep	Ns. Vella Yovonna T., M.Kep., Sp.Kep.Mat Ns. Dian Rosa Adhita, M.Kep	6 6 2	1,5 1,5 0,5	3,5 3,5 1				
7	7WP1143			Keperawatan Matematis III	4	2	1	1	Ns. Dian Rosa Adhita, M.Kep	Ns. Dian Rosa Adhita, M.Kep	Ns. Vella Yovonna T., M.Kep., Sp.Kep.Mat Ns. Dian Rosa Adhita, M.Kep	6 6 2	1,5 1,5 0,5	3,5 3,5 1				
8	8WP1153			Keperawatan Matematis IV	4	2	1	1	Ns. Dian Rosa Adhita, M.Kep	Ns. Dian Rosa Adhita, M.Kep	Ns. Vella Yovonna T., M.Kep., Sp.Kep.Mat Ns. Dian Rosa Adhita, M.Kep	6 6 2	1,5 1,5 0,5	3,5 3,5 1				
9	9WP1163			Keperawatan Matematis V	4	2	1	1	Ns. Dian Rosa Adhita, M.Kep	Ns. Dian Rosa Adhita, M.Kep	Ns. Vella Yovonna T., M.Kep., Sp.Kep.Mat Ns. Dian Rosa Adhita, M.Kep	6 6 2	1,5 1,5 0,5	3,5 3,5 1				
10	10WP1173			Keperawatan Matematis VI	4	2	1	1	Ns. Dian Rosa Adhita, M.Kep	Ns. Dian Rosa Adhita, M.Kep	Ns. Vella Yovonna T., M.Kep., Sp.Kep.Mat Ns. Dian Rosa Adhita, M.Kep	6 6 2	1,5 1,5 0,5	3,5 3,5 1				

4) WP7023	Kewirausahaan (BP)			3	2	1	Ns. Asfiani, S.Kep., M.Kep.	Ns. Raju Firmata Lesatri, M.Kep.	Ns. Asfiani, S.Kep., M.Kep. Spj.Kep.Kon. Ds. Eka Nur Hafidza, M.Kep. Ns. Asmuntari, S.Kep., MM Ns. Shela Mayang Sari, M.Kep.	3	4	0,5625	0,15	1,425
5) WP7323	*Keperawatan Gerontik	3	2	1	Ns. Abdurrahman Hamid, M.Kep., Sp.Kep.Kon.	Ns. Eha Wisanti, M.Kep., Sp.Kep.Kon.	Ns. Abdurrahman Hamid, M.Kep., Sp.Kep.Kon. Ns. Eha Wisanti, M.Kep., Sp.Kep.Kon.	SKS IPE 7 2	0,75	2	1,3125	0,1875	3,0000	
7) WP7483	Bahasa Inggris V	3	2	1	Syaaban, M.Pd.	Ns. Rini Rosalia, M.Kep., Sp.Kep.An	Syaaban, M.Pd.	SKS TUT 16	0,375	3	1,3125	0,1875	3,0000	

KET: * MATA KULIAH DENGAN SKL (PBL/TUTORIAL)

Pekabaru, 26 Juli 2021
Ketua Program Studi Keperawatan
STIKES PIA Tuah Pekabaru

Ns. Shela Mayang Sari, M.Kep.
No.Reg. 1036100152



**MODUL AJAR MATA KULIAH
BAHASA INGGRIS II**

**EDISI REVISI KEEMPAT
T.A 2021-2022**

Johari Nur M.Pd.

Editor :
Ns. Dian Roza Adila, M. Kep

**Modul Ajar Mata Kuliah Bahasa Inggris II
Edisi Revisi Keempat T.A 2021/2022**

Terwujudnya pusat pendidikan Ners yang unggul, berkarakter, menguasai, IPTEK dan menjunjung kearifan local serta berdaya saing di tingkat ASEAN tahun 2036



**PROGRAM STUDI S1 ILMU KEPERAWATAN
STIKes HANG TUAH PEKANBARU
2021**

**Modul Ajar Mata Kuliah Pemenuhan Kebutuhan Dasar Manusia
Edisi Pertama T.A 2021-2022**

Tim Penyusun

Johari Nur M.Pd

Editor :

Ns. Dian Roza Adila, M. Kep

Penerbit : Program Studi S1 Ilmu Keperawatan Sekolah Tinggi Ilmu Kesehatan
(STIKes) Hang Tuah Pekanbaru

**Modul Ajar Mata Kuliah Bahasa Inggris II
Edisi Revisi Keempat T.A 2021/2022**

Terwujudnya pusat pendidikan Ners yang unggul, berkarakter, menguasai, IPTEK dan menjunjung kearifan local serta berdaya saing di tingkat ASEAN tahun 2036

**MODUL AJAR MATA KULIAH
BAHASA INGGRIS II**

TIM PENGAJAR

Johari Nur M.Pd.

**Modul Ajar Mata Kuliah Bahasa Inggris II
Edisi Revisi Keempat T.A 2021/2022**

Terwujudnya pusat pendidikan Ners yang unggul, berkarakter, menguasai, IPTEK dan menjunjung kearifan local serta berdaya saing di tingkat ASEAN tahun 2036

HALAMAN PENGESAHAN
MODUL AJAR MATA KULIAH
BAHASA INGGRIS II
EDISI REVISI KEEMPAT T.A 2021-2022



Menyatakan dan menetapkan bahwa modul ini dapat digunakan untuk pembelajaran mata kuliah Bahasa Inggris II pada Semester IV (Empat) Program Studi S1 Ilmu Keperawatan Sekolah Tinggi Ilmu Kesehatan (STIKes) Hang Tuah Pekanbaru.

Ditetapkan di Pekanbaru
Tanggal 14 Maret 2022

Ketua Program Studi

(Ns. Siska Mayang Sari, M.Kep)

Modul Ajar Mata Kuliah Bahasa Inggris II
Edisi Revisi Keempat T.A 2021/2022

Terwujudnya pusat pendidikan Ners yang unggul, berkarakter, menguasai, IPTEK dan menjunjung kearifan local serta berdaya saing di tingkat ASEAN tahun 2036

VISI DAN MISI SEKOLAH TINGGI ILMU KESEHATAN (STIKes) HANG TUAH PEKANBARU

VISI

Terjuwudnya institusi yang unggul dan kompeten dalam penyelenggaraan pendidikan tinggi kesehatan yang berbasis teknologi tepat guna dan mampu bersaing di tingkat nasional dan regional tahun 2036

MISI

1. Melaksanakan pendidikan kesehatan yang bermutu untuk menghasilkan lulusan yang profesional berorientasi kepada peningkatan kesehatan masyarakat
2. Mengembangkan ilmu dan teknologi kesehatan melalui kegiatan penelitian dan pengabdian kepada masyarakat untuk peningkatan kesehatan masyarakat
3. Melaksanakan penjaminan mutu yang konsisten dan berkelanjutan
4. Mewujudkan atmosfer akademik yang kondusif melalui kinerja akademik
5. Menjalin kerjasama dengan berbagai pihak dalam penyelenggaraan Tridharma Perguruan Tinggi
6. Mengembangkan teknologi tepat guna dalam bidang kesehatan

**VISI DAN MISI PROGRAM STUDI S1 ILMU KEPERAWATAN
STIKes HANG TUAH PEKANBARU**

VISI

Terwujudnya pusat pendidikan Ners yang unggul, berkarakter, menguasai, IPTEK dan menjunjung kearifan lokal serta berdaya saing di tingkat ASEAN tahun 2036

MISI

1. Menyelenggarakan pendidikan tinggi ilmu keperawatan yang bermutu
2. Melaksanakan penelitian dan pengembangan bidang keperawatan serta pengabdian kepada masyarakat sebagai wujud kepedulian untuk meningkatkan derajat kesehatan masyarakat
3. Melaksanakan penjaminan mutu secara konsisten berkelanjutan
4. Mewujudkan atmosfer akademik yang kondusif serta menjalin kemitraan dengan institusi pendidikan dan pelayanan keperawatan
5. Menjalinkan kerjasama baik pada institusi pemerintah, swasta, dalam maupun luar negeri.

KATA PENGANTAR

Segala Puji bagi Allah SWT, Tuhan Yang Maha Kuasa, atas karunia-Nya sehingga Modul Ajar Mata Kuliah Bahasa Inggris II edisi revisi keempat secara daring dan luring ini bisa kami terbitkan sebagai panduan bagi dosen dan mahasiswa. Mata kuliah Bahasa Inggris II mahasiswa diharapkan mampu peserta didik diharapkan mampu berbahasa inggris meliputi aspek berbicara, mendengarkan, membaca, dan menulis termasuk asapek-aspek tata-bahasa dan kosakata kedalam ruang lingkup pelayanan dan pekerjaan dalam memberikan asuhan keperawatan.

Evaluasi dilakukan untuk menilai pencapaian kompetensi, dilakukan dengan menggunakan evaluasi formatif dan sumatif yang terdiri dari ujian Tengah semester (UTS), ujian akhir semester (UAS).

Pekanbaru, Maret 2022

Tim Penyusun

DAFTAR ISI

VISI MISI.....	v
Kata Pengantar.....	vii
Daftar Isi.....	viii
BAB I Pendahuluan	1
A. Deskripsi Modul	1
B. Capaian Pembelajaran Mata Kuliah	1
C. Sub Capaian Pembelajaran Mata Kuliah	2
D. Diagram Alir Pembelajaran Mata Kuliah	2
E. Keterkaitan dengan Mata Kuliah Lain.....	4
BAB II Program Pembelajaran	5
A. Rencana Program Pembelajaran Semester Mata Kuliah	5
B. Evaluasi Pembelajaran	15
1. Kriteria penilaian.....	15
2. Nilai Batas lulus Mata Kuliah	15
3. Kriteria boleh mengikuti Ujian.....	16
4. Jenis soal Evaluasi Sumatif (Semester)	16
5. Keterkaitan Capaian Pembelajaran Mata Kuliah dengan Metode pembelajaran serta evaluasi pembelajaran.....	18
C. Metode Pembelajaran.....	20
D. Aktivitas Pembelajaran Mingguan	20
1. Rincian Aktivitas Pembelajaran Mingguan.....	22
E. Materi	
1. Grammar Subject Verb Agreement dan Reading: “The Heart of a Nurse: Why Nurses Do What They Do”.....	29
2. Speaking “ Why Should I be a Nurse”	32

3.	Listening: “Nursing is More Than a Dirty Job/CNA insider (Youtube).....	35
4.	Grammar Passive voice : Simple Present and Simple Future .	37
5.	Reading “How Do I Get into Nursing (Nursing Times)”	39
6.	Listening “Shortage of Nurses is Worldwide, but Worst in Poorer Nations (VOA Learning English-Youtube)	41
7.	Speaking “Planning after Graduating from Nursing Degree ..	43
8.	Grammar Passive: Simple Past and Present Perfect.....	45
9.	Writing ””Describing Your Strengths as a Nurse Candidate”	47
10.	Reading: ”My First Day as a Nurse”	51
11.	Speaking ”In Interview Session – Nurse”.....	52
12.	Writing ”Making Cover Letter”.....	55
13.	Reading ”15 Super Great Non-Hospital Nursing Jobs for Nurses (Nursing journal)”	58
14.	Listening “ Teaching Tomorrow Nurses: Clinical Experience at Columbia University School of Nursing” (youtube).....	59
	Daftar Pustaka	62
	Lampiran	63

BAB I

PENDAHULUAN

A. Deskripsi Modul

Mata kuliah Bahasa Inggris II memiliki bobot 3 SKS (2 SKS teori dan 1 SKS praktikum) yang membahas tentang integrasi empat kemampuan dasar berbahasa Inggris yaitu berbicara, mendengarkan, membaca, dan menulis termasuk aspek-aspek tata-bahasa dan kosakata kedalam ruang lingkup pelayanan dan pekerjaan keperawatan baik dalam praktik klinik/komunitas maupun pada pembelajaran di dalam kelas dan/atau laboratorium. Selama masa pandemic, proses pembelajaran ini dilakukan dengan dalam jaringan (daring) dengan menggunakan platform yang ditentukan oleh mahasiswa dan dosen meliputi zoom, google meet, Edmodo dan sebagainya. Mahasiswa akan melakukan tatap muka ketika keadaan sudah memungkinkan dan sesuai dengan kebijakan kampus.

B. CAPAIAN PEMBELAJARAN MATA KULIAH (CPMK)

1. Membaca dan menjelaskan instruksi medis dan/atau tim kesehatan terkait cacatan medis pasien dalam bahasa Inggris
2. Mengidentifikasi perintah/instruksi dalam percakapan bahasa Inggris di kelas atau simulasi setting pelayanan Kesehatan
3. Menulis/mendokumentasikan laporan kegiatan asuhan keperawatan yang diberikan ke pasien
4. Berkomunikasi bahasa Inggris aktif dalam pembelajaran di kelas dan dalam simulasi pelayanan Kesehatan

C. SUB CAPAIAN PEMBELAJARAN MATA KULIAH.

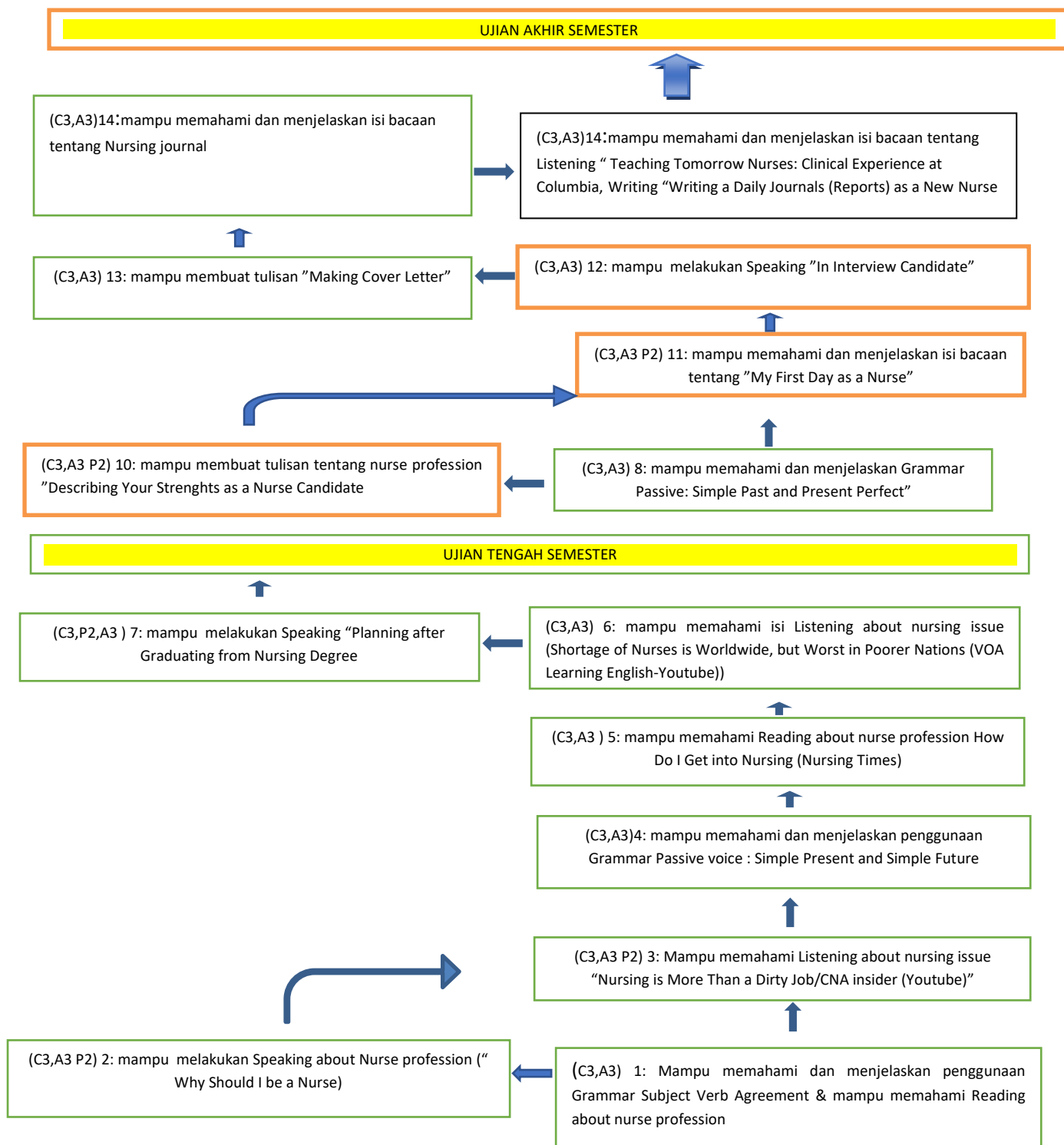
Setelah proses pembelajaran selama 14 (empat belas) minggu/ pertemuan, mahasiswa diharapkan mampu:

1. Memahami, membedakan dan menjelaskan Grammar (P1,P14)→3 Minggu
2. Menceritakan, menguraikan, dan mendemonstrasikan simulasi Reading (P1,P14,KKK3, K KU4)→2 Minggu (1 minggu bergabung dengan gramer)
3. Memahami, membedakan dan memberikan contoh simulasi Writing (P1,P14,KKK3, K KU4)→ 3 Minggu
4. Menceritakan dan mendemonstrasikan Speaking (P1,P14,KKK3, K KU4)→ 3 Minggu
5. Menceritakan dan mendemonstrasikan Listening(P1,P14,KKK3, K KU4)→ 3 minggu

D. Diagram alir Pembelajaran Mata Kuliah

CPMK PEMENUHAN KEBUTUHAN DASAR MANUSIA:

1. Membaca dan menjelaskan instruksi medis dan/atau tim kesehatan terkait cacatan medis pasien dalam bahasa inggris
2. Mengidentifikasi perintah/instruksi dalam percakapan bahasa inggris di kelas atau simulasi seting pelayanan Kesehatan
3. Menulis/mendokumentasikan laporan kegiatan asuhan keperawatan yang diberikan ke pasien
4. Berkomunikasi bahasa inggris aktif dalam pembelajaran di kelas dan dalam simulasi pelayanan Kesehatan



**Modul Ajar Mata Kuliah Bahasa Inggris II
Edisi Revisi Keempat T.A 2021/2022**

Terwujudnya pusat pendidikan Ners yang unggul, berkarakter, menguasai, IPTEK dan menjunjung kearifan local serta berdaya saing di tingkat ASEAN tahun 2036

E. KETERKAITAN DENGAN MATA KULIAH LAIN

Mata kuliah Ilmu Bahasa Inggris II berkaitan dengan mata kuliah yang telah dan akan dipelajari mahasiswa yaitu:

1. Bahasa Inggris I
2. Bahasa Inggris III
3. Bahasa Inggris IV
4. Bahasa Inggris V

BAB II PROGRAM PEMBELAJARAN

 RENCANA PEMBELAJARAN SEMESTER (RPS) PROGRAM STUDI ILMU KEPERAWATAN STIKES HANG TUAH PEKANBARU						
MATA KULIAH	KODE MK	RUMPUN MK	BOBOT	SEMESTER	DIREVISI	DIBUAT
Bahasa Inggris II	WP 4363	Keperawatan Dasar	3 SKS (2T, 1P)	IV (Empat)	Revisi Ke-1 :Februari 2019 Revisi Ke-2 : Februari 2020 Revisi Ke-3 : Februari 2021 Revisi Ke 4 :Februari 2022	Maret 2018
OTORITAS	KOORDINATOR MK		KOORDINATOR RMK		Ka. PRODI	
	(Ns. Dian Roza Adila, M.Kep) TTG 		Ns.Yecy Anggreny M.Kep. TTG 		Ns. Siska Mayang Sari, M.Kep TTG 	
Capaian Pembelajaran	Capaian Pembelajaran Lulusan Prodi (CPL) P1 : Menguasai nilai-nilai kemanusiaan (<i>humanity values</i>) P 14 : Menguasai konsep berbahasa Inggris dalam lingkup pelayanan kesehatan & Keperawatan KKK3: Mampu melakukan komunikasi terapeutik dengan klien dan memberikan informasi yang akurat kepada klien dan/atau keluarga /pendamping/penasehat untuk mendapatkan persetujuan keperawatan yang menjadi tanggung jawabnya dalam bahasa inggris KKU4: Mengomunikasikan pemikiran/argumen atau karya inovasi yang bermanfaat bagi pengembangan profesi Capaian Pembelajaran Mata Kuliah (CPMK) 1. Membaca dan menjelaskan instruksi medis dan/atau tim kesehatan terkait cacatan medis pasien dalam bahasa inggris 2. Mengidentifikasi perintah/instruksi dalam percakapan bahasa inggris di kelas atau simulasi seting pelayanan kesehatan 3. Menulis/mendokumentasikan laporan kegiatan asuhan keperawatan yang diberikan ke pasien					

Modul Ajar Mata Kuliah Bahasa Inggris II Edisi Revisi Keempat T.A 2021/2022

Terwujudnya pusat pendidikan Ners yang unggul, berkarakter, menguasai, IPTEK dan menjunjung kearifan local serta berdaya saing di tingkat ASEAN tahun 2036

	<p>Capaian Pembelajaran Mata Kuliah (CPMK)</p> <ol style="list-style-type: none"> 1.Membaca dan menjelaskan instruksi medis dan/atau tim kesehatan terkait cacatan medis pasien dalam bahasa inggris 2.Mengidentifikasi perintah/instruksi dalam percakapan bahasa inggris di kelas atau simulasi seting pelayanan kesehatan 3.Menulis/mendokumentasikan laporan kegiatan asuhan keperawatan yang diberikan ke pasien 4.Berkomunikasi bahasa inggris aktif dalam pembelajaran di kelas dan dalam simulasi pelayanan kesehatan
	<p>Sub Capaian Pembelajaran Mata Kuliha (SUB CPMK)</p> <ol style="list-style-type: none"> 1. Memahami, membedakan dan menjelaskan Grammar 2. Menceritakan, menguraikan, dan mendemonstrasikan simulasi Reading: 3. Memahami, membedakan dan memberikan contoh simulasi Writing: 4. Menceritakan dan mendemonstrasikan Speaking 5. Menceritakan dan mendemonstrasikan Listening:
<p>Deskripsi Mata Kuliah & Bahan Kajian / Pokok Bahasan</p>	<p>Deskripsi Mata Kuliah</p> <p>Mata kuliah ini membahas tentang integrasi tentang empat kemampuan dasar berbahasa Inggris yaitu Berbicara (Speaking), Mendengarkan (Listening), Membaca (Reading), dan Menulis (Writing) termasuk aspek-aspek tata bahasa dan kosakata kedalam ruang lingkup pelayanan dan pekerjaan keperawatan baik dalam praktik klinik/komunitas maupun pada pembelajaran dikelas dan atau dilaboratorium</p>
	<p>Bahan Kajian / Pokok Bahasan</p> <ol style="list-style-type: none"> 1. Grammar: <ol style="list-style-type: none"> a. Subject Verb Agreement b. Passive voice : Simple Present and Simple Future c. Grammar Passive: Simple Past and Present Perfect 2. Reading: <ol style="list-style-type: none"> a. Nursing topics “The Heart of a Nurse: Why Nurses Do What They Do”: b. Nursing topics “How Do I Get into Nursing (Nursing Times)”: c. Nursing topics : ”My First Day as a Nurse”: d. Nursing journal 3. Writing:

**Modul Ajar Mata Kuliah Bahasa Inggris II
Edisi Revisi Keempat T.A 2021/2022**

Terwujudnya pusat pendidikan Ners yang unggul, berkarakter, menguasai, IPTEK dan menjunjung kearifan local serta berdaya saing di tingkat ASEAN tahun 2036

	<ul style="list-style-type: none"> a. Nursing profession "Describing Your Strengths as a Nurse Candidate" b. "Making Cover Letter" c. Writing a Daily Journals (Reports) <p>4. Speaking :</p> <ul style="list-style-type: none"> a. Nursing profession " Why Should I be a Nurse" b. Nursing profession "Planning after Graduating from Nursing Degree" c. Nursing profession "In Interview Session – Nurse" <p>5. Listening:</p> <ul style="list-style-type: none"> a. Nursing issue: "Nursing is More Than a Dirty Job/CNA insider (Youtube) b. Nursing issue: "Shortage of Nurses is Worldwide, but Worst in Poorer Nations" c. Nursing issue: " Teaching Tomorrow Nurses
PUSTAKA	Utama
	<ol style="list-style-type: none"> 1. Charles J. Hirsch and James A. Curtin. 1970. <i>Special English Book2, Medicine</i>, New York: the Macmillan Company. 2. Darmawan, Iyan. 2004, <i>English for Nurses</i>. Edisi 2 Jakarta: Kesaint Blanc 3. Davis V. James.1991.<i>English For Academic Purpose Series: Medicine</i>. Cassell Publishing Limited 4. Jhon Christopher Maher.1994.<i>International Medical Communication in English</i>. Ann Arbor, the University of Michigan Press 5. Perwata. Annie. 2001. <i>English Conversation for Nursing Personnel</i>. Jakarta: EGC 6. Sander P.L. 1982.<i>Medically Speaking. English for Medical Profession</i>, BBC English by Radio and Television, Gramedia,
	Pendukung
	<ol style="list-style-type: none"> 1. Halim, Hasim. <i>Sukses Menguasai Bahasa Inggris Tanpa Guru</i>. Jakarta: PuspaSwara. 2. Kahhar, Joko S. 2006. <i>Belajar Idiom Bahasa Inggris</i>. Yogyakarta: Kafe Baca Buku 3. Lado, M.J. 1986. <i>Common Idiom dayli</i>. Jakarta: CV Titikterang. 4. Shyrnkiw, A & Larbalestier, D. 2007. <i>Study English: IELTS Preparation</i>. Jakarta: EGC. 5. Toifuri. 2005. <i>Tata Bahasa Inggris Praktis</i>. Jakarta PuspaSwara

	Online Reading	
	1. www.googlebooks.com 2. www.google-scholar.com 3. www.youtube.com 4. www.bookzz.org	
	Media Pembelajaran Online	
	https://line.me 5. Zoom.us https://elearning.htp.ac.id/	
Media Pembelajaran	Software	Hardware
	<ul style="list-style-type: none"> • OS: MS Windows • MS. Office Power Point • „MS. Windows Media Player • Internet Explorer/Firefox/Google-Crome 	<ul style="list-style-type: none"> • Notebook PC • LCD Projektor • White Board • Buku Panduan Mata Kuliah
Dosen	Johari Nur M.Pd	
Penilaian	Penugasan Individu (25%), Penugasan Kelompok (20%), UTS (25%), UAS (25%) dan Kehadiran (5%) Ujian praktikum (100 %)	
Mata kuliah Syarat	-	

**Modul Ajar Mata Kuliah Bahasa Inggris II
Edisi Revisi Keempat T.A 2021/2022**

Terwujudnya pusat pendidikan Ners yang unggul, berkarakter, menguasai, IPTEK dan menjunjung kearifan local serta berdaya saing di tingkat ASEAN tahun 2036

**RENCANA PEMBELAJARAN SEMESTER (RPS)
PROGRAM STUDI ILMU KEPERAWATAN
STIKES HANG TUAH PEKANBARU
BAHASA INGGRIS II (3 SKS / 2T, 1P)**

TEORI

Perte- muan	Kemampuan Akhir yang Diharapkan	Indikator	Materi Pokok (Bahan Kajian)	Bentuk Pembelajaran (Metode dan Pengalaman Belajar)	Penilaian				Daftar Refere- nsi		
					Jenis	Kriteria	Bobot				
							UT (%)	TI (%)		TK (%)	PBL (%)
1	C3, A3 Mahasiswa mampu memahami dan menjelaskan penggunaan Grammar Subject Verb Agreement	Ketepatan dalam memahami dan menjelaskan penggunaan Grammar Subject Verb Agreement	<ul style="list-style-type: none"> • Penjelasan Silabus • Grammar Subject Verb Agreement <ol style="list-style-type: none"> 1. Identifying Subject and Predicate 2. Singular and Plural Subject 	Mini lecture, brainstorming dan praktikum	Diskusi dan menjelaskan dengan kata- kata mahasiswa sendiri	Kesesuaia- n dalam penggunaa- n kalimat dengan Grammar Subject Verb Agreemen- t	3,5	2,5			
	C3,A3 Mahasiswa mampu memahami Reading	Ketepatan dalam menjelaskan dan memahami Reading “How	Reading “How Do I Get into Nursing (Nursing Times)”: 1. Using useful								

**Modul Ajar Mata Kuliah Bahasa Inggris II
Edisi Revisi Keempat T.A 2021/2022**

Terwujudnya pusat pendidikan Ners yang unggul, berkarakter, menguasai, IPTEK dan menjunjung kearifan local serta berdaya saing di tingkat ASEAN tahun 2036

	about nurse profession	Do I Get into Nursing (Nursing Times)”	expressions/ Vocabularies in New Sentence(s) Identifying keyword(s) in a sentence								
2	C3,P2, A3 Mahasiswa mampu melakukan Speaking about Nurse profession “ Why Should I be a Nurse”	Ketepatan dalam melakukan Speaking “ Why Should I be a Nurse”	Speaking “ Why Should I be a Nurse”: 1. Using useful expressions in Telling motivation of being a nurse 2. Analyzing subject-verb agreement in telling a motivation of being a nurse	✓ Speaking, brainstorming dan praktikum	Diskusi dan menjelaskan dengan kata-kata mahasiswa sendiri	Kesesuaian mengungkapkan dan menjelaskan isi bacaan	3,5	2,5			
3	C3,P2, A3 Mahasiswa mampu memahami Listening	Ketepatan dalam memahami isi Listening: “Nursing is	Listening: “Nursing is More Than a Dirty Job/CNA insider (Youtube):	✓ Listening, brainstorming dan praktikum	- Diskusi dan menjelaskan dengan kata-kata	Kesesuaian mengungkapkan isi dari	3,5	2,5			

**Modul Ajar Mata Kuliah Bahasa Inggris II
Edisi Revisi Keempat T.A 2021/2022**

Terwujudnya pusat pendidikan Ners yang unggul, berkarakter, menguasai, IPTEK dan menjunjung kearifan local serta berdaya saing di tingkat ASEAN tahun 2036

	about nursing issue: “Nursing is More Than a Dirty Job/CNA insider (Youtube)	More Than a Dirty Job/CNA insider (Youtube)	1. Identifying useful Expression 2. Filling in missing information		mahasiswa sendiri -	percakapan atau pembicaraan yang didengar					
4	C3, A3 Mahasiswa mampu memahami dan menjelaskan penggunaan Grammar Passive voice : Simple Present and Simple Future	Ketepatan dalam menjelaskan dan memahami penggunaan Grammar Passive voice : Simple Present and Simple Future	Grammar Passive voice : Simple Present and Simple Future 1. Making Sentence using Simple Present in Passive form 2. Telling/ Describing thing(s) by using Simple Present in Passive form 3. Making Sentence Simple	✓ Mini lecture, brainstorming dan praktikum	- Diskusi dan menjelaskan dengan kata-kata mahasiswa sendiri -	Kesesuaian dalam penggunaan kalimat dengan Grammar Passive voice : Simple Present and Simple Future	3,5	2,5			

**Modul Ajar Mata Kuliah Bahasa Inggris II
Edisi Revisi Keempat T.A 2021/2022**

Terwujudnya pusat pendidikan Ners yang unggul, berkarakter, menguasai, IPTEK dan menjunjung kearifan local serta berdaya saing di tingkat ASEAN tahun 2036

			Future in Passive form 4. Telling future plan by using Simple Future in Passive form									
5	C3,A3 Mahasiswa mampu memahami dan menjelaskan isi bacaan tentang ” How Do I Get into Nursing (Nursing Times)”:	Ketepatan dalam memahami isi bacaan ” How Do I Get into Nursing (Nursing Times)”:	Reading “How Do I Get into Nursing (Nursing Times)”: 1. Using useful expressions/ Vocabularies in New Sentence(s) 2. Identifying keyword(s) in a sentence	✓ Mini lecture, brainstorming dan praktikum	- Diskusi dan menjelaskan dengan kata-kata mahasiswa sendiri	Kesesuaian mengungkapkan isi dari percakapan atau pembicaraan yang didengar	3,5	2,5				
6	C3,A3 Mahasiswa mampu memahami	Ketepatan dalam memahami Listening	Listening “Shortage of Nurses is Worldwide, but	✓ Listening, brainstorming dan praktikum	- Diskusi dan menjelaskan dengan	Kesesuaian mengungkapkan isi	3,5	2,5				

**Modul Ajar Mata Kuliah Bahasa Inggris II
Edisi Revisi Keempat T.A 2021/2022**

Terwujudnya pusat pendidikan Ners yang unggul, berkarakter, menguasai, IPTEK dan menjunjung kearifan local serta berdaya saing di tingkat ASEAN tahun 2036

	isi Listening about nursing issue	“Shortage of Nurses is Worldwide, but Worst in Poorer Nations” (VOA Learning English-Youtube)	Worst in Poorer Nations (VOA Learning English-Youtube) 1. Identifying useful Expression 2. Filling in missing information		kata-kata mahasiswa sendiri	dari percakapan atau pembicaraan yang didengar					
7	C3,P2, A3 Mahasiswa mampu melakukan Speaking “Planning after Graduating from Nursing Degree”	Ketepatan dalam melakukan Speaking “Planning after Graduating from Nursing Degree”	Speaking “Planning after Graduating from Nursing Degree” 1. Using expressions of future plan 2. Using fillers Using Future passive	✓ Speaking, brainstorming dan praktikum	- Diskusi dan menjelaskan dengan kata-kata mahasiswa sendiri -	Kesesuaian dalam Speaking “Planning after Graduating from Nursing Degree	3,5	2,5			
8	UJIAN TENGAH SEMESTER (9-14 MEI 2022)										
9	C3, A3 Mahasiswa mampu memahami	Ketepatan dalam menjelaskan dan memahami	Grammar Passive: Simple Past and Present Perfect 1. Making	✓ Mini lecture, brainstorming dan	- Diskusi dan menjelaskan dengan					Mini lecture, brai	

**Modul Ajar Mata Kuliah Bahasa Inggris II
Edisi Revisi Keempat T.A 2021/2022**

Terwujudnya pusat pendidikan Ners yang unggul, berkarakter, menguasai, IPTEK dan menjunjung kearifan local serta berdaya saing di tingkat ASEAN tahun 2036

	dan menjelaskan penggunaan Grammar Passive voice : Simple Past and Present Perfect	penggunaan Grammar Passive voice : Simple Past and Present Perfect	<p>Sentence by using Simple Past in passive form</p> <p>2. Retelling experiences by using Simple Past in passive form</p> <p>3. Making Sentence by using Present Perfect in passive form</p> <p>4. Writing activities started in the past and continuing in the present by using Present Perfect in Passive form</p>	praktikum	kata-kata mahasiswa sendiri				nstoring dan praktikum		
10	C3,A3 Mahasiswa mampu	Ketepatan dalam melakukan	Writing "Describing Your Strengths as a	✓ Mini lecture, writing,	- Diskusi dan menjelaskan	Kesesuaian dalam membuat	3,5	2,5			

**Modul Ajar Mata Kuliah Bahasa Inggris II
Edisi Revisi Keempat T.A 2021/2022**

Terwujudnya pusat pendidikan Ners yang unggul, berkarakter, menguasai, IPTEK dan menjunjung kearifan local serta berdaya saing di tingkat ASEAN tahun 2036

	membuat tulisan tentang nurse profession "Describing Your Strengths as a Nurse Candidate"	Writing "Describing Your Strengths as a Nurse Candidate"	Nurse Candidate"	brainstorming dan praktikum	n dengan kata-kata mahasiswa sendiri	tulisan tentang nurse profession					
11	C3,A3 Mahasiswa mampu memahami dan menjelaskan isi bacaan tentang "My First Day as a Nurse"	Ketepatan dalam memahami isi bacaan "My First Day as a Nurse"	Reading: "My First Day as a Nurse": <ul style="list-style-type: none"> Analysing the use of simple past in passive form Changing sentence(s) of past active into past passive Analysing the use of present perfect in passive form 	✓ Mini lecture, reading, brainstorming dan praktikum	- Diskusi dan menjelaskan dengan kata-kata mahasiswa sendiri	Kesesuaian mengungkapkan dan menjelaskan isi bacaan	3,5	2,5			

**Modul Ajar Mata Kuliah Bahasa Inggris II
Edisi Revisi Keempat T.A 2021/2022**

Terwujudnya pusat pendidikan Ners yang unggul, berkarakter, menguasai, IPTEK dan menjunjung kearifan local serta berdaya saing di tingkat ASEAN tahun 2036

			<ul style="list-style-type: none"> Changing sentence(s) of present perfect active into present perfect passive 								
12	C3,P2, A3 Mahasiswa mampu melakukan Speaking "In Interview Session – Nurse"	Ketepatan dalam melakukan Speaking "In Interview Session – Nurse"	Speaking "In Interview Session – Nurse" <ul style="list-style-type: none"> Telling experiences in Internship Program Expressing strengths to convince interviewer	✓ Speaking, brainstorming dan praktikum	- Diskusi dan menjelaskan dengan kata-kata mahasiswa sendiri	Kesesuaian dalam Speaking "In Interview Session – Nurse" dalam bahasa Inggris	3,5	2,5			
13	C3,A3 Mahasiswa mampu membuat tulisan "Making Cover Letter"	Ketepatan dalam membuat Writing "Making Cover Letter"	Writing "Making Cover Letter"	✓ Mini lecture, writing, brainstorming dan praktikum	- Diskusi dan menjelaskan dengan kata-kata mahasiswa sendiri	Kesesuaian dalam "Making Cover Letter"	3,5	2,5			

**Modul Ajar Mata Kuliah Bahasa Inggris II
Edisi Revisi Keempat T.A 2021/2022**

Terwujudnya pusat pendidikan Ners yang unggul, berkarakter, menguasai, IPTEK dan menjunjung kearifan local serta berdaya saing di tingkat ASEAN tahun 2036

14	C3,A3 Mahasiswa mampu memahami dan menjelaskan isi bacaan tentang Nursing journal	Ketepatan dalam memahami dan menjelaskan isi bacaan Nursing journal	Reading "15 Super Great Non-Hospital Nursing Jobs for Nurses (Nursing journal)": <ul style="list-style-type: none"> Identifying keywords Using and changing expressions in different tense forms of passive 	✓ Mini lecture, reading, brainstorming dan praktikum	- Diskusi dan menjelaskan dengan kata-kata mahasiswa sendiri	Kesesuaian mengungkapkan dan menjelaskan isi bacaan	3,5	2,5			
15	C3,A3 Mahasiswa mampu memahami isi percakapan tentang nursing issue "Teaching Tomorrow Nurses	Ketepatan dalam: Listening "Teaching Tomorrow Nurses	Listening "Teaching Tomorrow Nurses: Clinical Experience at Columbia University School of Nursing" (youtube) <ul style="list-style-type: none"> Identifying useful Expression 	✓ Listening, brainstorming dan praktikum	- Diskusi dan menjelaskan dengan kata-kata mahasiswa sendiri	Kesesuaian mengungkapkan isi dari percakapan atau pembicaraan yang didengar	3,5	2,5			

**Modul Ajar Mata Kuliah Bahasa Inggris II
Edisi Revisi Keempat T.A 2021/2022**

Terwujudnya pusat pendidikan Ners yang unggul, berkarakter, menguasai, IPTEK dan menjunjung kearifan local serta berdaya saing di tingkat ASEAN tahun 2036

			Filling in missing information								
	C3,A3 Mahasiswa mampu membuat tulisan tentang “Writing a Daily Journals (Reports) as a New Nurse	Ketepatan dalam Writing “Writing a Daily Journals (Reports) as a New Nurse	Writing “Writing a Daily Journals (Reports) as a New Nurse	✓ Mini lecture, writing, brainstorming dan praktikum	- Diskusi dan menjelaskan dengan kata-kata mahasiswa sendiri	Kesesuaian menuliskan Daily Journals (Reports) as a New Nurse	3,5	2,5			
16	Ujian Akhir Semester (11-23 Juli 2022)										

A. EVALUASI PEMBELAJARAN

I. KRITERIA PENILAIAN

Sistem penilaian pencapaian kompetensi yang dikembangkan mengacu pada aktivitas pembelajaran didasarkan pada pencapaian aspek kognitif, psikomotor dan afektif yang terdiri dari:

No	Penilaian	Presentase
1	Penugasan	
	a. Penugasan individu	25%
	b. Penugasan kelompok	20%
2	Ujian Tengah Semester (UTS)	25%
3	Ujian Akhir Semester (UAS)	25%
5	Kehadiran	5%
	TOTAL	100 %

II. NILAI LULUS MATA AJAR

Sistem penilaian berdasarkan acuan STIKes Hang Tuah Pekanbaru dalam nilai angka mutu, huruf mutu, dan bobot. Nilai batas lulus Bahasa Inggris II adalah C.

Taraf Penguasaan	Nilai Huruf	Nilai Numerik
85 - 100	A	4,00
80 - 84	A -	3,70
75 - 79	B +	3,30
70 - 74	B	3,00
65 - 69	B -	2,70
60 - 64	C +	2,30
55 - 59	C	2,00

50 – 54	C -	1,70
40 – 49	D	1,00
0 – 40	E	0,00

III. KRITERIA BOLEH MENGIKUTI UJIAN

1. Pencapaian kehadiran teori minimal 75%
2. Absensi praktikum 100%
3. Telah mengumpulkan semua tugas yang telah diberikan, baik dalam bentuk laporan tertulis dan dokumentasi lainnya

IV. JENIS SOAL: MCQ

Ujian	Topik	Tujuan			Jumlah soal	%
		C2	C3	C4		
UTS	Grammar Subject Verb Agreement	6	7		13	
	Reading: “The Heart of a Nurse: Why Nurses Do What They Do”	6	7		13	
	Speaking “ Why Should I be a Nurse”	Evaluasi formatif/ saat pembelajaran				
	Listening: “Nursing is More Than a Dirty Job/CNA insider (Youtube)”	Ujian listening				
	Grammar Passive voice : Simple Present and Simple Future	6	7		13	
	Reading “How Do I Get into Nursing (Nursing Times)”	6	6		12	
	Listening “Shortage of Nurses is Worldwide, but Worst in Poorer Nations (VOA Learning English-Youtube)”	Ujian listening				
	Speaking “Planning after Graduating from Nursing Degree”	Evaluasi formatif/ saat pembelajaran				
	Grammar Passive: Simple Past and	8	9		17	

Modul Ajar Mata Kuliah Bahasa Inggris II
Edisi Revisi Keempat T.A 2021/2022

Terwujudnya pusat pendidikan Ners yang unggul, berkarakter, menguasai, IPTEK dan menjunjung kearifan local serta berdaya saing di tingkat ASEAN tahun 2036

UAS	Present Perfect Writing ””Describing Your Strenghts as a Nurse Candidate”					
	Reading: ”My First Day as a Nurse” Writing ”Making Cover Letter”	8	8		11	
	Speaking ”In Interview Session – Nurse”	Evaluasi formatif/ saat pembelajaran				
	Reading ”15 Super Great Non- Hospital Nursing Jobs for Nurses (Nursing journal)”	6	6		12	
	Listening “ Teaching Tomorrow Nurses: Clinical Experience at Columbia University School of Nursing” (youtube)	Ujian listening				
Writing “Writing a Daily Journals (Reports) as a New Nurse	2	3		5		
TOTAL					100	

Modul Ajar Mata Kuliah Bahasa Inggris II
Edisi Revisi Keempat T.A 2021/2022

Terwujudnya pusat pendidikan Ners yang unggul, berkarakter, menguasai, IPTEK dan menjunjung kearifan local serta berdaya saing di tingkat ASEAN tahun 2036

V. Keterkaitan Capaian Pembelajaran dengan Metode Pembelajaran dan Metode Evaluasi

No	Capaian Pembelajaran	Metode Pembelajaran						Metode Evaluasi						
		Diskusi kelompok kecil (SGD)	Belajar Mandiri (DL)	Kuliah Pakar Praktikum	Role Play	Film	Tutorial PBL	Ujian Tulis	Diskusi Tutorial	Penilaian Makalah & Presentasi	Role Play	Praktikum	OSCE	
1	Memahami, membedakan dan menjelaskan Grammar		√	√	√				√				√	
2	Menceritakan, menguraikan, dan mendemonstrasikan simulasi Reading:		√	√	√				√				√	
3	Memahami, membedakan dan memberikan contoh simulasi Writing:		√	√	√				√				√	
4	Menceritakan dan mendemonstrasikan Speaking		√	√	√				√	√			√	

**Modul Ajar Mata Kuliah Bahasa Inggris II
Edisi Revisi Keempat T.A 2021/2022**

Terwujudnya pusat pendidikan Ners yang unggul, berkarakter, menguasai, IPTEK dan menjunjung kearifan local serta berdaya saing di tingkat ASEAN tahun 2036

5	Menceritakan dan mendemonstrasikan Listening:	√	√	√	√				√		√		√	
---	---	---	---	---	---	--	--	--	---	--	---	--	---	--

B. AKTIVITAS PEMBELAJARAN

Mata kuliah Bahasa Inggris II terdiri dari 14 (empat belas) minggu pembelajaran. Aktivitas pembelajaran disusun sesuai dengan tujuan pembelajaran yang akan dicapai. Aktivitas pembelajaran yang akan digunakan untuk mencapai tujuan pembelajaran pada mata kuliah ini diantaranya:

1. Belajar mandiri/ Self directed learning

Belajar mandiri sebagai bagian dari pembelajaran orang dewasa (adult learning) dalam bentuk self directed learning sebelum atau sesudah dilaksanakannya kuliah pakar/mini lecture. Mahasiswa dapat belajar secara mandiri dengan menggunakan berbagai sumber belajar eksternal yaitu: perpustakaan, website (internet & intranet), jurnal, dll. Melalui belajar mandiri diharapkan dapat membantu meningkatkan kesiapan dan pemahaman mahasiswa terhadap topik-topik dalam mata kuliah Bahasa Inggris I melalui berbagai sumber informasi.

2. Kuliah pakar/ Mini lecture

Metode kuliah pakar/ceramah berbentuk mini lecture dengan penjelasan pengajar kepada mahasiswa dan biasanya diikuti dengan tanya jawab tentang isi pelajaran yang belum jelas. Hal-hal yang perlu dipersiapkan pengajar yaitu daftar topik yang akan diajarkan dan media visual atau materi pembelajaran. Metode pembelajaran yang digunakan oleh dosen dalam kuliah pakar yaitu reading, listening, writing & speaking. Selama kuliah pakar seluruh dosen diwajibkan menggunakan pendekatan student centered learning (SCL).

3. Penugasan

Penugasan dilakukan dengan metode discovery learning yang digunakan dengan tujuan mahasiswa mencari informasi secara mandiri (personal) atau berkelompok sesuai dengan topik yang ditugaskan. Bentuk penugasan dapat berupa makalah, paper, media edukasi dan laporan kasus

4. Praktikum

Praktikum pada mata kuliah ini ditujukan untuk menambah pemahaman mahasiswa setelah mendapatkan mini lecture yang telah didapatkan di kelas. Praktikum dapat diberikan dalam bentuk latihan reading, writing dan listening serta speaking dilakukan dalam bentuk metode role play.

C. AKTIVITAS PEMBELAJARAN MINGGUAN

1. Rincian Aktivitas Pembelajaran Mingguan

Pertemuan	Hari/Tanggal		Pokok Bahasan/ Sub Pokok Bahasan	Metode	Dosen
			Penjelasan silabus		Koordinator
1	Sabtu, 19 Maret 2022	Kelas A: 08.00-12.20 WIB Kelas B: 13.00-17.20 WIB	Grammar Subject Verb Agreement <ul style="list-style-type: none">Identifying Subject and PredicateSingular and Plural Subject Reading: “The Heart of a Nurse: Why Nurses Do What They Do”: <ol style="list-style-type: none">Using useful expressions/ Vocabularies in New Sentence(s)Identifying keyword(s) in a sentence	Mini Lecture, Discussion Practice	Johari Nur M.Pd
2	Sabtu, 26 Maret 2022	Kelas A: 08.00-12.20 WIB	Speaking “ Why Should I be a Nurse”: <ul style="list-style-type: none">Using useful expressions in Telling	Mini Lecture,	Johari Nur

**Modul Ajar Mata Kuliah Bahasa Inggris II
Edisi Revisi Keempat T.A 2021/2022**

Terwujudnya pusat pendidikan Ners yang unggul, berkarakter, menguasai, IPTEK dan menjunjung kearifan local serta berdaya saing di tingkat ASEAN tahun 2036

		Kelas B: 13.00-17.20 WIB	<p>motivation of being a nurse</p> <ul style="list-style-type: none"> Analyzing subject-verb agreement in telling a motivation of being a nurse 	Discussion, Practice	M.Pd
3	Sabtu, 02 April 2022	<p>Kelas A: 08.00-12.20 WIB</p> <p>Kelas B: 13.00-17.20 WIB</p>	<p>Listening: "Nursing is More Than a Dirty Job/CNA insider (Youtube):</p> <ul style="list-style-type: none"> Identifying useful Expression Filling in missing information 	Presentasi, Small group discussion (SGD)/ Practice	Johari Nur M.Pd
4	Sabtu, 09 April 2022	<p>Kelas A: 08.00-12.20 WIB</p> <p>Kelas B: 13.00-17.20 WIB</p>	<p>Grammar Passive voice : Simple Present and Simple Future</p> <ol style="list-style-type: none"> Making Sentence using Simple Present in Passive form Telling/ Describing thing(s) by using Simple Present in Passive form Making Sentence Simple Future in 	Mini Lecture, Discussion, Practice, Quiz	Johari Nur M.Pd

**Modul Ajar Mata Kuliah Bahasa Inggris II
Edisi Revisi Keempat T.A 2021/2022**

Terwujudnya pusat pendidikan Ners yang unggul, berkarakter, menguasai, IPTEK dan menjunjung kearifan local serta berdaya saing di tingkat ASEAN tahun 2036

			Passive form 4. Telling future plan by using Simple Future in Passive form		
5	Sabtu, 16 April 2022	Kelas A: 08.00-12.20 WIB Kelas B: 13.00-17.20 WIB	Reading “How Do I Get into Nursing (Nursing Times)”: 1. Using useful expressions/ Vocabularies in New Sentence(s) 2. Identifying keyword(s) in a sentence	Mini Lecture, Practice	Johari Nur M.Pd
6	Sabtu, 23 April 2022	Kelas A: 08.00-12.20 WIB Kelas B: 13.00-17.20 WIB	Listening “Shortage of Nurses is Worldwide, but Worst in Poorer Nations (VOA Learning English-Youtube) 1. Identifying useful Expression 2. Filling in missing information	Mini Lecture, Discussion, Practice	Johari Nur M.Pd

Modul Ajar Mata Kuliah Bahasa Inggris II
Edisi Revisi Keempat T.A 2021/2022

Terwujudnya pusat pendidikan Ners yang unggul, berkarakter, menguasai, IPTEK dan menjunjung kearifan local serta berdaya saing di tingkat ASEAN tahun 2036

7	Sabtu, 30 April 2022	Kelas A: 08.00- 12.20 WIB Kelas B: 13.00- 17.20 WIB	Speaking “Planning after Graduating from Nursing Degree” 1. Using expressions of future plan 2. Using fillers 3. Using Future passive	Mini Lecture, Discussion, Practice Quiz	Johari Nur M.Pd
UTS (02 – 07 Mei 2022)					
9	Sabtu, 14 Mei 2022	Kelas A: 08.00- 12.20 WIB Kelas B: 13.00- 17.20 WIB	Grammar Passive: Simple Past and Present Perfect 1. Making Sentence by using Simple Past in passive form 2. Retelling experiences by using Simple Past in passive form 3. Making Sentence by using Present Perfect in passive form 4. Writing activities started in the past and continuing in the present by using Present Perfect in Passive form	Mini Lecture, Practice	Johari Nur M.Pd

**Modul Ajar Mata Kuliah Bahasa Inggris II
Edisi Revisi Keempat T.A 2021/2022**

Terwujudnya pusat pendidikan Ners yang unggul, berkarakter, menguasai, IPTEK dan menjunjung kearifan local serta berdaya saing di tingkat ASEAN tahun 2036

10	Sabtu, 21 Mei 2022	Kelas A: 08.00- 12.20 WIB Kelas B: 13.00- 17.20 WIB	Writing ""Describing Your Strengths as a Nurse Candidate""	Mini Lecture, Practice	Johari Nur M.Pd
11	Sabtu, 28 Mei 2022	Kelas A: 08.00- 12.20 WIB Kelas B: 13.00- 17.20 WIB	Reading: "My First Day as a Nurse": <ul style="list-style-type: none"> • Analysing the use of simple past in passive form • Changing sentence(s) of past active into past passive • Analysing the use of present perfect in passive form • Changing sentence(s) of present perfect active into present perfect passive 	Mini Lecture, Practice	Johari Nur M.Pd

Modul Ajar Mata Kuliah Bahasa Inggris II
Edisi Revisi Keempat T.A 2021/2022

Terwujudnya pusat pendidikan Ners yang unggul, berkarakter, menguasai, IPTEK dan menjunjung kearifan local serta berdaya saing di tingkat ASEAN tahun 2036

12	Sabtu, 4 Juni 2022	Kelas A: 08.00-12.20 WIB Kelas B: 13.00-17.20 WIB	Speaking "In Interview Session – Nurse" <ul style="list-style-type: none"> • Telling experiences in Internship Program • Expressing strengths to convince interviewer 	Mini Lecture, Practice	Johari Nur M.Pd
13	Sabtu, 11 Juni 2022	Kelas A: 08.00-12.20 WIB Kelas B: 13.00-17.20 WIB	Writing "Making Cover Letter"	Mini Lecture, Discussion, Practice	Johari Nur M.Pd
14	Sabtu, 18 Juni 2022	Kelas A: 08.00-12.20 WIB Kelas B: 13.00-	Reading "15 Super Great Non-Hospital Nursing Jobs for Nurses (Nursing journal)": <ul style="list-style-type: none"> • Identifying keywords 	Mini Lecture, Practice	Johari Nur M.Pd

**Modul Ajar Mata Kuliah Bahasa Inggris II
Edisi Revisi Keempat T.A 2021/2022**

Terwujudnya pusat pendidikan Ners yang unggul, berkarakter, menguasai, IPTEK dan menjunjung kearifan local serta berdaya saing di tingkat ASEAN tahun 2036

		17.20 WIB	<ul style="list-style-type: none"> Using and changing expressions in different tense forms of passive 		
15	Sabtu, 25 Juni 2022	<p>Kelas A: 08.00-12.20 WIB</p> <p>Kelas B: 13.00-17.20 WIB</p>	<p>Listening “ Teaching Tomorrow Nurses: Clinical Experience at Columbia University School of Nursing” (youtube)</p> <ol style="list-style-type: none"> Identifying useful Expression Filling in missing information <p>Writing “Writing a Daily Journals (Reports) as a New Nurse</p>	<p>Mini Lecture, Practice</p> <p>Quiz</p>	Johari Nur M.Pd
UAS (04 – 16 Juli 2021)					

Modul Ajar Mata Kuliah Bahasa Inggris II
Edisi Revisi Keempat T.A 2021/2022

Terwujudnya pusat pendidikan Ners yang unggul, berkarakter, menguasai, IPTEK dan menjunjung kearifan local serta berdaya saing di tingkat ASEAN tahun 2036

MEETING 1

TOPICS:

1. **Subject -Verb Agreement**
2. **Reading: The heart of a nurse; why nurses do what they do?**

1. Subject -Verb Agreement

In a simple sentence, Subject and Verb must agree with one another in number (Singular/ Plural).

THE PATTERNS:

- a. If the subject is singular, so the verb must be singular too
- b. If the subject is plural, so the verb must be in plural form.

EXAMPLES:

- a. **The doctor** **works** in the Hospital.
(Singular subject) (Singular verb)
- b. **The doctors** **work** in the hospital.
(Plural subject) (Plural verb)
- c. **My friend** **has worked** in this clinic since 1995
S (Singular) V (Singular)
- d. **My friends** **have worked** in this clinic since 1995
S (Plural) V (Plural)

Subject-Verb agreement after prepositional phrases

EXAMPLES:

- a. **The book** in my bags **is** very expensive
S V
- b. **The books** in my bags **are** very expensive
S V
- c. **One** of my friends **is** a Nurse
S V

Subject/ verb agreement after certain words

These words are gramatically singular, so they take singular verbs:

Anybody	Everybody	No Body	Somebody	Each +Noun
Anyone	Everyone	No One	Someone	Every + Noun
Anything	Everything	Nothing	Something	

EXAMPLES:

- a. Everybody is very happy
S V
- b. Nothing is impossible
S V
- c. Every student speaks English in the morning.
S V

TASK

Please fill in the blanks below by choosing A, B, C, or D as the correct answers!

1. She _____ the patient's body temperature.
a. Check c. Checking
b. Checks d. Is check
2. They _____ some medicines.
a. Bring c. Brings
b. Bringing d. Bringed
3. _____ shows me the direction to surgery room.
a. You c. We
b. I d. He
4. _____ make an appointment with the doctor in the morning
a. I c. She
b. He d. My friend
5. Everyone _____ the instructions carefully.
a. Follow c. Follows
b. Following d. Is follow
6. _____ is in the Emergency room
a. Some c. Her friends
b. Everybody d. Anyway
7. We _____ your health's problems
a. Know c. Knows
b. Knowing d. Known
8. _____ he okay today?
a. Are c. Is
b. Am d. Were
9. Jack _____ the report everyday.
a. Write c. Writes
b. Writing d. Written
10. _____ advice me to stay at home.
a. The doctor c. The doctors
b. The doctoral d. Doctors

CONCLUSION

As written in the beginning of the material, it is stated that **Subject** and **Verb** must agree with one another in number (Singular/ Plural) in a simple sentence. If the subject is singular, so the verb must be singular too. Thus, if the subject is plural, so the verb must be in plural form. Besides, we must be careful of Subject- Verb agreement after certain words such as *every, someone, each, etc.* These words are grammatically singular, so they take singular verbs

2. Reading: The heart of a nurse; why nurses do what they do?

- a. Using useful expressions/ Vocabularies in New Sentence(s)
- b. Identifying keyword(s) in a sentence

READ THE FOLLOWING TEXT!

The Heart of a Nurse: Why Nurses Do What They Do

By Debra Wood, RN, contributor

Why do nurses feel such a dedication to their profession? Nursing is not just a job, but an opportunity to help people through some of their most joyous and worst moments.

Experts point to a number of the factors that influence nurse motivation, including what first attracted us to the field and what keeps us coming back, despite daily obstacles and stressors:

The ability to make a difference



"Nursing is a calling, and people who value a meaningful profession and want to make a difference play into it," said Debra Wise Matthews, PhD, RN, associate dean for Academic Affairs at the Texas A&M Health Science Center College of Nursing in Bryan, Texas. "It's a challenging career, and another appeal is it is very diverse, at least at the undergraduate level."

Many students choose nursing because they care about people and want to help. And over time, nurses come to appreciate the core values acquired as they spend time in the profession and honor their ethical obligations, Matthews suggested.

"It's the approach to how we nurse, and that's what keeps us there," Matthews said. "It's an embodiment of those values."

A commitment to serve others

The commitment to people and families, advocating for others and protecting the health, safety and rights of people, motivate many nurses.

"Nurses, in general, care about social justice and improving health, which includes not only biophysical, but social, psychological and environmental aspects," said Ellen Olshansky, PhD, RN, WHNP-BC, FAAN, professor and founding chair of the University of Southern California's nursing department in Los Angeles. "They see their work as more than a job, but a career with profound meaning to provide a holistic approach to the field."

Margaret O'Donnell, DNPs, ANP, FNP, BC, FAANP, a senior nurse practitioner at South Nassau Community Hospital in Oceanside, N.Y., and the southern New York State representative for the American Association of Nurse Practitioners, urged nurses to be proactive in their professional organizations.

"It helps keep me in charge of my own profession and have a sense of empowerment about nursing," O'Donnell said.

Meaningful connections



TASK

1. Please visit the following site <https://www.nursefinders.com/the-heart-of-a-nurse/> , then read it carefully!
2. Find some useful expressions/ Vocabularies in it!
3. Identify some keywords (Subject-verb agreement) in all sentences!

Modul Ajar Mata Kuliah Bahasa Inggris II Edisi Revisi Keempat T.A 2021/2022

Terwujudnya pusat pendidikan Ners yang unggul, berkarakter, menguasai, IPTEK dan menjunjung kearifan local serta berdaya saing di tingkat ASEAN tahun 2036

MEETING 2

TOPIC:

WHY SHOULD I BE NURSE?

Learning Focus:

1. Using useful expressions in Telling motivation of being a nurse
2. Analyzing subject-verb agreement in telling a motivation of being a nurse

Motivation

Motivation is the experience of desire or aversion (you want something, or want to avoid or escape something). As such, motivation has both an objective aspect (a goal or thing you aspire to) and an internal or subjective aspect (it is you that wants the thing or wants it to go away).

How to express reason?

We can use the following expressions:

a. Because

The word "because" is followed by a sentence.

Example:

She should be a nurse because she wants to help everyone

b. Because of

The expression "because of" is followed by a noun or a pronoun.

Example:

The girl wants to be a nurse because of several factors

c. Due to

The word "due to" is followed by a noun or a pronoun.

Example:

I should be a nurse due to my father

Expressing Opinion/ Argument

<i>I think,....</i>
<i>In my opinion,....</i>
<i>As I know,....</i>
<i>According to me,...</i>

Clustering Strategy

CLUSTERING is a strategy is also called as mapping strategy. It is used to explore/ generate ideas. To begin a clustering, it is needed a main word (general) in the central surrounded by its ideas (Specific).

See this clustering strategy!



There are many ideas (keywords) in the clustering picture. You may choose two or three of them to be developed, then, construct them into sentences

See the following example!

Why do you want to be a Nurse?

Reason 1: I think, being a nurse is a noble job because I can give my care to the patients in the hospital and make them happy.

Reason 2: In my opinion, to be a nurse is my dreaming job due to the salary is high.

Reason 3: I must be a nurse because of my own intention.

TASK

1. Practice with your partner on how to give reasons about “Why I should be a nurse”? You have to speak at least one minute. Do this activity alternately!
2. Remember! You can use “*because*”, “*because of*”, “*or*” “*due to*” to complete your talk!
3. Before practicing, you better make a mapping/ clustering, so you can get many ideas.
4. When your partner is speaking, you must analyse the subject-verb agreement in his/her talk

CONCLUSION

In telling motivation, we can express our arguments or reasons by using clustering strategy. It is the way for us to gather ideas. It needs a main word (general) in the center surrounded by its ideas (Specific). Then, we can also use *such as*, *because*, and *because of* as the useful expressions of stating reasons.

MEETING 3

Topic:

Listening: Nursing is More Than a Dirty Job/CNA insider (Youtube)

Listening Strategies

GIST

When you are listening, you need to find the main idea or the core of the information quickly. So you can know what the speaking is about.

TAKE NOTES

While listening, it is better for you to take notes to find the keywords and the detailed information.

WHAT
WHERE
WHEN
WHO
WHY
HOW

LISTEN TO AND WATCH THIS VIDEO carefully!



Nursing is More Than a 'Dirty' Job | CNA Insider

Modul Ajar Mata Kuliah Bahasa Inggris II Edisi Revisi Keempat T.A 2021/2022

Terwujudnya pusat pendidikan Ners yang unggul, berkarakter, menguasai, IPTEK dan menjunjung kearifan local serta berdaya saing di tingkat ASEAN tahun 2036

To understand this video, just apply the listening strategies:

1. Take notes: find the keywords, using WH- Questions for the detailed information.
2. Detect the main idea or the core of the information (Topic)

DISCUSSION

Before you answer the following questions, discuss the content of the video played above with your friends! Remember! You can use your notes to make it clear.

1. Can you describe all of the information stated in the video? What are they?
2. Who is Ryan Chua? Where does he work?
3. What is the meaning of “Nursing is more than a dirty job”? Can you explain it?
4. What are the useful expressions in it?

TASK

Based on the content of the video above, as the candidate of a nurse, I want you to make a reflection on it! Then, make a summary of the video using your own words!

CONCLUSION

There are two listening strategies that can be applied in listening comprehension. First, we can use GIST to find the main idea or the core information of the listening audio/ video. Another strategy is by using WH- Questions/ take notes. It enables us to get the keywords and the detailed information.

MEETING 4

TOPICS:

1. Present Passive Voice
2. Future Passive Voice

Passive Voice

Passive voice is formed if the subject of a sentence acts as the object, and the object of the sentence acts as the subject.

The Pattern:

Noun/Pronoun + auxiliary + V3 (Past Participle)

1. Present Passive

EXAMPLES:

- a. (Active) : He writes a letter
V1
(Passive) : A letter is written by him
to be + V3
- b. (Active) : Jack checks the patient
V1
(Passive) : The patient is checked by Jack
to be + V3

2. Future Passive

EXAMPLES:

- a. (Active) : He will write a letter
Will + V1
(Passive) : A letter will be written by him
will be + V3
- b. (Active) : Jack will check the patient
Will + V1
(Passive) : The patient will be checked by Jack
will be + V3

TASK 1

(PRESENT AND FUTURE PASSIVE VOICE)

Please change the following sentences into passive form!

1. She takes her grandfather to the hospital.
2. I will write the report soon.
3. We isolate infected patients.
4. The nurse will check your body temperature tonight.
5. The doctor advises Jack to stay at home.
6. He will drink this medicine tonight.
7. They use the medical equipment carefully
8. Monica will send you a message tomorrow

TASK 2

Read this text, then, underline all the passive forms (present & future)!

Earthquake is one of natural disaster that destroying a certain area the most. It recently happens in Tasikmalaya, West Java Province. Earthquakes are caused by suddenly breaks of underground rock along a fault. This sudden release a huge amount of seismic waves Energy. The ground will be shaken when it happen. When two plates or two blocks of rock are rubbing against each other, they will be sticked together. But, they don't slide smoothly.

The rocks are not moving but still pushing against each other. After several times, the rocks will be broken due to all the pressure that's built up. When those rocks break, the earthquakes happen. This is horrible and we have to maintain our Environment, so there will be no earthquakes happen.

CONCLUSION

In english, Passive voice is used to emphasize the action (the verb) and the object of a sentence rather than subject. The sentence consists of Verb 3 that is preceded by auxiliary. If the subject of a sentence acts as the object, and the object of the sentence acts as the subject.

MEETING 5

TOPIC: (Reading) “How Do I Get into Nursing (Nursing Times)”

Reading Strategies:

Instructional Aid 1.1: Seven Strategies of Highly Effective Readers	
Strategy	Definition
Activating	“Priming the cognitive pump” in order to recall relevant prior knowledge and experiences from long-term memory in order to extract and construct meaning from text
Inferring	Bringing together what is spoken (written) in the text, what is unspoken (unwritten) in the text, and what is already known by the reader in order to extract and construct meaning from the text
Monitoring–Clarifying	Thinking about how and what one is reading, both during and after the act of reading, for purposes of determining if one is comprehending the text combined with the ability to clarify and fix up any mix-ups
Questioning	Engaging in learning dialogues with text (authors), peers, and teachers through self-questioning, question generation, and question answering
Searching–Selecting	Searching a variety of sources in order to select appropriate information to answer questions, define words and terms, clarify misunderstandings, solve problems, or gather information
Summarizing	Restating the meaning of text in one's own words — different words from those used in the original text
Visualizing–Organizing	Constructing a mental image or graphic organizer for the purpose of extracting and constructing meaning from the text

Read the following text!

Open this link! <https://www.nursingtimes.net/students/how-do-i-get-into-nursing-06-02-2012/>

The screenshot shows the Nursing Times website. At the top, there is a navigation bar with links for HOME, NEWS, CLINICAL, CPD ZONE, INNOVATIONS, STUDENTS, OPINION, EVENTS, CAREERS, and SUBSCRIBE. A quote from Steve Ford, Editor, reads: "The country must not forget the sacrifices you make while the rest of us are in lockdown". The main article is titled "How do I get into nursing?" and is dated 06 FEBRUARY, 2012 | BY PHAN ENTRESVILLE. The article text includes: "Applying for a nursing course could change not just your life, but the lives of hundreds of people you could be nursing in the future." and "Nursing is an incredibly rewarding career and one that will always be needed." It also mentions that the profession provides opportunities for individuals to progress and follow different paths. On the right side, there is a "2020 YEAR of the NURSE" graphic and an "EDITOR'S PICKS" section with several featured articles.

Modul Ajar Mata Kuliah Bahasa Inggris II

Edisi Revisi Keempat T.A 2021/2022

Terwujudnya pusat pendidikan Ners yang unggul, berkarakter, menguasai, IPTEK dan menjunjung kearifan local serta berdaya saing di tingkat ASEAN tahun 2036

Q & A (Discussion)

1. Applying for a nursing course could change not just your life, but the lives of hundreds of people you could be nursing in the future. Can you explain this statement?
2. Are good grades essential when you are applying a job?
3. Grade or Experience. Which one is the most essential?

TASK

1. Find some useful expressions/vocabularies in it!
2. Identify some keywords (Subject-verb agreement) in all sentences by underlining them!
3. Summarize the article above by taking the essential information from it. You must write it using your own words without changing its meaning. The file is in form of Microsoft Word.
4. Do not copy paste (cheating) other works
5. Submit the task based on the deadline given!

CONCLUSION

To understand a reading text, we can apply the 7 strategies of highly effective readers above which consist of *Activating*, *Inferring*, *Monitoring/Clarifying*, *Questioning*, *Searching/Selecting*, *Summarizing*, *Visualizing/Organizing*. These strategies are very useful for readers in comprehending a reading text.

MEETING 6

TOPIC: Listening: “Shortage of Nurses is Worldwide, but Worst in Poorer Nations (VOA Learning English-Youtube)

LISTENING STRATEGIES

- 1 **Prediction** – What could the passage be about?
- 2 **Background knowledge** – What do I already know about this topic?
- 3 **Activate topic vocabulary** – Which words/phrases do I already know in this subject?
- 4 **Sounding out** – What would the words sound like in English (or another language)?
- 5 **Cognates** – Listen for words that sound like English words!
- 6 **Resemblance** – Listen for words that sound like other words that I know.
- 7 **Intonation** – Use intonation (the rising and falling tones of English) to assess the information focus!
- 8 **Grammar** – Use grammar to assess the importance of individual words!
- 9 **Extraction** – Listen for the gist of the passage, not every single word.

LISTEN TO AND WATCH THIS VIDEO carefully!

<https://www.youtube.com/watch?v=PpZWMPUGUdk&t=5s>

The screenshot shows a YouTube video player interface. The video title is "Shortage of Nurses is Worldwide, but Worst in Poorer Nations (VOA Learning English)". The video thumbnail features a man in a suit and a world map. The video description reads: "This is the VOA Special English Development Report. The health care industry needs more nurses. All across the world face...". The video is from VOA Learning English and is 8:01 long. The video is part of a playlist of English learning videos.

Modul Ajar Mata Kuliah Bahasa Inggris II Edisi Revisi Keempat T.A 2021/2022

Terwujudnya pusat pendidikan Ners yang unggul, berkarakter, menguasai, IPTEK dan menjunjung kearifan local serta berdaya saing di tingkat ASEAN tahun 2036

Your notes:

1. Prediction.....
2. Background Knowledge.....
3. Activate topic vocabulary.....
4. Sounding out.....
5. Cognates.....
6. Resemblances.....
7. Intonation.....
8. Grammar.....
9. Extraction.....

DISCUSSION

Before you answer the following questions, discuss the content of the video played above with your friends! Remember! You can use your notes to make it clear.

1. Can you describe main information stated in the video?
2. Why do many nurses move to developed country?
3. Where are thousand nurses trained in Caribbean working?
4. What are the useful expressions in it?

TASK

Based on the content of the video above, as the candidate of a nurse, I want you to make a reflection on it! Then, make a summary of the video using your own words!

CONCLUSION

In listening comprehension, we can apply the 9 strategies that consist of *Prediction, Background Knowledge, Activate topic vocabulary, Sounding out, Cognate, Resemblances, Intonation, Grammar, and Extraction*. These strategies are helpful for everyone to comprehend an English audio/video.

MEETING 7

TOPIC: SPEAKING: “Planning after Graduating from Nursing Degree”

Learning Focus:

1. Using expressions of future plan
2. Using fillers
3. Using Future passive

1. Using "BE GOING TO"

Subject + be going to + verb in infinitive

It is used to express “Intention” and “Plan” (Something you have decided to do. It also expresses the idea that a person intends to do something in the future

Examples:

- a. I am going to be a nurse next year.
- b. I am going to see you in the laboratory.
- c. Next week, she is going to travel to Riau

Practice

Change the sentences using ‘be going to’

1. I _____ be the best nurse in the world.
2. She _____ take her friend to the clinic.
3. When Aminul is older he _____ help the patient.
4. Edita and Adelina _____ go on holiday together.
5. He _____ be a nurse next year.

2. Using FUTURE PASSIVE VOICE

EXAMPLES:

- a. (Active) : She is going to build a hospital next year
(Passive) : A hospital will be built by him next year
- b. (Active) : We are going to buy a new car 5 years later
(Passive) : The car will be bought by us 5 years later

Speaking Activity

Talking about Future



Using the following cards, the students will practice to speak with each other by asking and answering the questions about future plan.

What are you going to do next week?

Are you going to have a good job?
When?

What are you going to buy if you have a lot of money?

What are you going say after graduating from nursing degree?

Are you going to get married?

What is your best planning next 3 years?

TASK INSTRUCTIONS:

1. Please make a short video about your planning after Graduating from Nursing Degree.
2. You can use the simple future tense to arrange your words.
3. The length of the video is no more less than 1 minute.
4. Send/upload the video through our Google Classroom group based on the deadline given!

CONCLUSION

In English sentence, if we want to express our Intention or Planning (Something we have decided to do), we better use **be + going to**. It expresses the idea that a person intends to do something in the future. Besides, to construct a future passive voice, it needs **will be + Verb 3**.

MEETING 8

TOPIC:

1. Past Passive Voice
2. Present Perfect Passive Voice

Passive Voice

Passive voice is formed if the subject of a sentence acts as the object, and the object of the sentence acts as the subject.

The Pattern:

Noun/Pronoun + auxiliary + V3 (Past Participle)

1. Past Passive

The Pattern:

Active Form	Subject + Verb 2 + Object+ Comp
Passive Form	Object + was /were + verb 3 + Comp

EXAMPLES:

Active : The nurse wrote a report yesterday.
V2

Passive :A report was written by the nurse yesterday.
was + V3

Active : He took the patients to the laboratory
V2

Passive :The patients were taken to the laboratory.
were + V3

2. Present Perfect Passive

The pattern:

Active Form	Subject+ have /has + Verb 3 + Object
Passive Form	Object + have /has + been + verb 3

TASK 1

Change the following sentences into passive form!

1. Dr. Phillips have treated all the patients.
2. We checked her body temperature last night
3. Rizka has approved Joe's suggestion.
4. She bought a new mask just now
5. The man has cleaned the medical tools.
6. They helped the old woman yesterday.

TASK 2

1. Making Sentence by using Simple Past in passive form
2. Retelling experiences by using Simple Past in passive form
3. Making Sentence by using Present Perfect in passive form
4. Writing activities started in the past and continuing in the present by using Present Perfect in Passive form

CONCLUSION

Passive voice is used to emphasize the action (the verb) and the object of a sentence rather than subject. The sentence consists of Verb 3 that is preceded by auxiliary. If the subject of a sentence acts as the object, and the object of the sentence acts as the subject.

MEETING 9

TOPIC: WRITING: "Describing Your Strengths as a Nurse Candidate"

WRITING

Paragraph Organization

A paragraph is a group of sentences that tells about one subject or area (Unity). The sentences are connected each other by clear transition words (Coherence). Each sentence in a paragraph must give information about the topic. A paragraph has only main idea.

There are 3 basics parts of a paragraph:

1. A Topic Sentence

It states the main idea of the paragraph. It tells the reader what the paragraph will be about. It is usually the first sentence of a paragraph.

2. Supporting sentences

These sentences explain or talk about the topic sentence. They include information or details (examples, reasons, evidences, or arguments) which are strengthening the topic sentence.

3. A Concluding sentence

This sentence is at the last sentence of a paragraph. It sums up the main point or main idea of a paragraph, and reminds the readers of the topic.

Unity and Coherence

A good paragraph has unity and coherence if:

- a. Each sentence in a paragraph "talks about" or develops one *single* main idea
- b. Each sentence in a paragraph is linked to other sentences by using special words, *transitions*.

Transitional Words

Transition words are as the bridge used to connect ideas within paragraph or between paragraphs in order to be coherence.

See the examples of transition words below!

To add ideas	In Addition In other words Moreover Furthermore Besides	And Likewise Also Next
To illustrate/demonstrate	for example For instance that is specifically a case in point	in other words Such as to illustrate as proof
To show contrast	Although However Nevertheless However Nonetheless	on the contrary on the other hand But In contrast Yet
To emphasize a point/ argument	above all more important surely	indeed in fact without a doubt
To compare	at the same time in the same way	likewise similarly
To show order	first second in the second place finally	in conclusion Last Next
To summarize	For these reasons In conclusion Hence	All in all Overall To sum up

English Line

MY STRENGTHS:

1. Communication and People Skills

- a. Good in delivering and receiving information
- b. Capability of doing instructions
- c. Problem-solving

Examples:

- 1) *I have to speak effectively to the patients and can understand what they speak.*
- 2) *I can understand and do the instructions given by my superior.*
- 3) *I should avoid the conflicts. If I have a conflict, I can find the problem-solving*

2. Empathy and Compassion

In interacting with the patients with physical or psychological problems, the nurse needs to give a sincerely care as a way to cope their concerns.

Example:

I can interact with my patients effectively. I can give my care and understand help them to cope their concerns when they feel fear, anxiety, or depression

3. Reliability and Flexibility

- a. Reliability: You must be trusted by others, including your supervisor.

Example:

I have to come to work on time because I know my duty is to give my care to the patients.

- b. Flexibility: The nurse must be ready to work overtime or on his/her days off.

Example:

If my supervisor asks me to work overtime, I am ready for it. I am a very flexible nurse. I can work in a different shift or in a different department

4. Honesty and Trustworthiness

Tell the truth.

Example:

If I make any mistake during my shift, I will tell the problem to the supervisor directly.

Keep secret/ the nursing code of ethics

Example:

I never spread any personal or medical information relating to patients to others because it against the nursing code of ethics,

5. Time Management skills

You need to strengthen your time management skills.

Example:

I always look over my agenda early in my shift and determine what tasks cannot wait.

TASK

What are your strengths? Write it in a paragraph!

CONCLUSION

There are 5 kinds of strengths that can be stated by the candidate of nurse in writing their own strengths. Then, they need to know the components of a good paragraph which consist of *Topic sentence*, *Supporting sentence*, and *Concluding sentence*. The paragraph must also has unity and coherence with its transitional words.

MEETING 10

**TOPIC: Reading: “My first day as a nurse”:
READ THE FOLLOWING TEXT!**

<http://www.emorynursingnow.com/my-experiences-as-a-student-nurse/>



emorynursing | April 10, 2017 No comments

My Experiences as a Student Nurse

Being in nursing school was definitely my most challenging years both academically and in life. When they say that nursing school takes over your life, I can say that nursing school truly did. I had to focus more on my studies than other aspects of life, and learn so much in a short amount of time. The clinical experience of nursing school allowed me to have the opportunity to put what I learned in my classes and readings into action. Clinicals really put in perspective what it truly is like to be a nurse. We talk about this all the time in our classes, but nothing fully captures the skills and responsibilities necessary for nursing better than hands-on experience in a clinical environment.

I experienced so much during my clinical rotations. My first clinical rotation at the main Emory University Hospital eased me into performing nursing functions. I remember when I first started, I felt nervous about actually providing nursing care. When I compare myself to how I was when I first started clinicals, I have definitely learned and grown so much as a student nurse. One of my favorite experiences during clinical was when I had a patient who was first starting chemotherapy. My nurse preceptor told me that patients often experience an anaphylactic reaction to the medication when they first start chemotherapy, so it is important to run the medication at a slower rate. My nurse preceptor said that if we had a patient who reacted to the medication, we should stop running the chemo, check the patient's blood pressure, and then give the appropriate medication from the emergency kit. When I checked my patient a couple of minutes after starting his chemotherapy, I asked him questions related to an anaphylactic reaction. I also noticed his face was getting a little red and he looked short of breath. He mentioned having lower back pain, so I immediately

Recent Posts

- > Kingston Spring Immersion
- > Haiti Day 8- Clinic day 2
- > Haiti Day 6
- > Haiti Day 5
- > Haiti Day 4

Archives

- > April 2020
- > August 2019
- > June 2019
- > May 2019
- > April 2019
- > March 2019
- > February 2019
- > January 2019
- > December 2018

Q & A (DISCUSSION)

1. How many tenses are there written in the reading text? What are they?
2. Do you find any passive form of simple past in the reading text?
3. Do you find any passive form of present perfect in the reading text? What are they?
4. Do you still remember how to change the active form of past tense and present perfect into passive form? How?

TASK

1. Please analyze the use of simple past in passive form!
2. Please change the sentence(s) of past active into past passive
3. Analyze the use of present perfect in passive form!
4. Change sentence(s) of present perfect active into present perfect passive!

**Modul Ajar Mata Kuliah Bahasa Inggris II
Edisi Revisi Keempat T.A 2021/2022**

Terwujudnya pusat pendidikan Ners yang unggul, berkarakter, menguasai, IPTEK dan menjunjung kearifan local serta berdaya saing di tingkat ASEAN tahun 2036

MEETING 11

TOPIC:

Speaking "In Interview Session – Nurse"

1. Telling experiences in Internship Program
2. Expressing strengths to convince interviewer

Telling Experience Using the Present Perfect Tense

Present Perfect Tense

- a. It is used to talk about an action or situation which started in the past and is completed. It is formed with the present simple of the verb *have*, and the past participle (V3) of the main verb.
- b. In interview session, we can tell our experiences using this tense. We can tell everyone about what we have done.

The pattern:

Subject	Auxiliary verb	Main verb
	Have/ Has	Verb 3/ Past Participle

For & Since with Present Perfect Tense

We often use for and since with the present perfect tense.

- a. "For" can be used to talk about a period of time - 5 minutes, 2 weeks, 6 years.
- b. Since can be used to talk about a point in past time - 9 o'clock, 1st January, Monday.

Examples:

1. I have worked for this hospital for five years.
2. She has lived in Jakarta since 2013.
3. He has gone home
4. Have you finished?
5. We have managed this office since 2010.

USEFUL STRENGTHS:

1. Communication and People Skills

- a. Good in delivering and receiving information
- b. Capability of doing instructions
- c. Problem-solving

Examples:

- a. *I have to speak effectively to the patients and can understand what they speak.*
- b. *I can understand and do the instructions given by my superior.*
- c. *I should avoid the conflicts. If I have a conflict, I can find the problem-solving*

2. Empathy and Compassion

In interacting with the patients with physical or psychological problems, the nurse needs to give a sincerely care as a way to cope their concerns.

Example:

I can interact with my patients effectively. I can give my care and understand help them to cope their concerns when they feel fear, anxiety, or depression

3. Reliability and Flexibility

- c. Reliability: You must be trusted by others, including your supervisor.

Example:

I have to come to work on time because I know my duty is to give my care to the patients.

- d. Flexibility: The nurse must be ready to work overtime or on his/her days off.

Example:

If my supervisor asks me to work overtime, I am ready for it. I am a very flexible nurse. I can work in a different shift or in a different department

4. Honesty and Trustworthiness

Tell the truth.

Example:

If I make any mistake during my shift, I will tell the problem to the supervisor directly.

Keep secret/ the nursing code of ethics

5. Time Management skills

You need to strengthen your time management skills.

Example:

I always look over my agenda early in my shift and determine what tasks cannot wait.

CONCLUSION

In interview session, we can tell our experiences using present perfect tense. It is an action or situation which started in the past and is completed. It is formed with the present simple of the verb *have*, and the past participle (V3) of the main verb. We can tell everyone about what we have done. Besides, there are 5 useful strengths can be stated to support your personal strengths in interview.

MEETING 12

TOPIC: WRITING- "Making Cover Letter"

What is a cover letter?

A cover letter is a document that details your qualifications for a particular role. It's an opportunity for you to expand upon your experience and the skills outlined in your resume. A cover letter also allows you to express your interest in the position and the reason why you want to work for the company in the first place.

HOW TO WRITE A COVER LETTER?

1. List your name and contact information

When creating your cover letter, it's important to start by listing your name and address. This can be done in a few different ways, such as:

Example A

Jane Doe
jane.doe@email.com, address, phone number

Example B

Jane Doe
jane.doe@gmail.com
address
phone number

2. Write the date

After listing your name and contact information, make sure to include the date you're planning to send the cover letter. Place the date a line after your address and a line above the recipient's name and contact information. This will look like the following:

Jane Doe
jane.doe@gmail.com
address
phone number

Jan. 27, 2020

3. List the recipient's name and contact information

After including the date, write the recipient's name and contact information. If you don't have either, refer to the company's website or the job posting itself. This section should now look like the following:

Jane Doe
jane.doe@gmail.com
address
phone number

Jan. 27, 2020

John Smith
ABC Company
Address

4. Start with a standard, professional greeting

If you're writing an email cover letter, begin with this step. Your cover letter should then include a professional greeting, such as "Dear" or "Hello."

5. Write an opening paragraph

As you write your opening paragraph, be sure to include the title of the position you're applying for. This can be followed up by why you want to apply and your enthusiasm for the job in particular.

6. Follow with a paragraph about your background in the nursing industry

After your introductory paragraph, start the body of your cover letter with a paragraph about your background in the nursing industry. This means listing any relevant qualifications as it pertains to this role. Some things you can include are your particular skills or achievements that make you a qualified candidate for the position you're applying for. You should also mention any impacts you've made in previous roles and how they can be carried into the position you're applying for now.

7. Write another paragraph about your key qualifications

For your second paragraph, consider including any anecdotes that showcase your qualifications for this role. Expand upon your achievements and skills that make you a qualified candidate.

8. Write a conclusion

Next, include an ending paragraph where you reiterate why you'd make a good fit for the role. Make sure to express your enthusiasm again and include a call to action. In other words, you could say that you're looking forward to hearing back from them with the next steps in the hiring process.

9. Include a professional sign off

Finally, conclude your cover letter with a professional signature, such as "Sincerely," followed by your full name. The right language will end your nursing cover letter on a positive note.

TASK

Based on the sample above, please write your own Cover letter!

CONCLUSION

A cover letter is a document that details your qualifications for a particular role. It's an opportunity for you to expand upon your experience and the skills outlined in your resume. A cover letter also allows you to express your interest in the position and the reason why you want to work for the company in the first place.

MEETING 13

TOPIC: Reading-- “10 Super Great Non- Hospital Nursing Jobs for Nurses”:

READ THE FOLLOWING TEXT!

<https://nursejournal.org/community/10-great-non-hospital-nursing-jobs-for-nurses/>

The screenshot shows the Nurse Journal website interface. At the top, there is a navigation menu with categories like 'Entry Level Nursing', 'Nursing Degrees', 'Advanced Practice', 'Nursing Careers & Jobs', and 'Scholarships'. The main content area features the article title '10 Super Great Non-Hospital Nursing Jobs for Nurses' in a large, bold font. Below the title, there is a sub-header 'Alternative jobs for nurses, often in nonclinical settings, give registered nurses several options to pursue specialized interests...' and a small image of three nurses in a clinical setting. The text continues to describe various non-hospital nursing roles such as nurse case managers, legal nurse consultants, and corporate nurses. A sidebar on the left contains a search bar and featured articles.

Q & A (DISCUSSION)

1. What are some alternative jobs for nurses?
2. Which one is your best choice among other non-hospital nursing jobs?
3. What is legal nurse consultant?
4. What is the responsibility of nurse midwife?

TASK

1. Please identify the keywords in the reading!
2. Please use and change the expressions in different tense forms of passive
3. Summarize all information stated in the reading text!

MEETING 14

TOPICS;

1. LISTENING- “Teaching tomorrow Nurses: Clinical Experience at Columbia University School of Nursing (Youtube)
2. Writing a daily journal (Report) as a new nurse

A. LISTENING STRATEGIES

GIST

When you are listening, you need to find the main idea or the core of the information quickly. So you can know what the speaking is about.

TAKE NOTES


While listening, it is better for you to take notes to find the keywords and the detailed information.

WHAT
WHERE
WHEN
WHO
WHY
HOW

LISTEN TO AND WATCH THIS VIDEO carefully!

To understand this video, just apply the listening strategies:

1. Take notes: find the keywords, using WH- Questions for the detailed information.
2. Detect the main idea or the core of the information (Topic)



Modul Ajar Mata Kuliah Bahasa Inggris II Edisi Revisi Keempat T.A 2021/2022

Terwujudnya pusat pendidikan Ners yang unggul, berkarakter, menguasai, IPTEK dan menjunjung kearifan local serta berdaya saing di tingkat ASEAN tahun 2036

DISCUSSION

Before you answer the following questions, discuss the content of the video played above with your friends! Remember! you can use your notes to make it clear.

1. Can you describe all of the essential information stated in the video? What are they?
2. What are the useful expressions in the video played?

TASK

Based on the content of the video you have watched, as the candidate of a nurse, I want you to make a reflection on it!

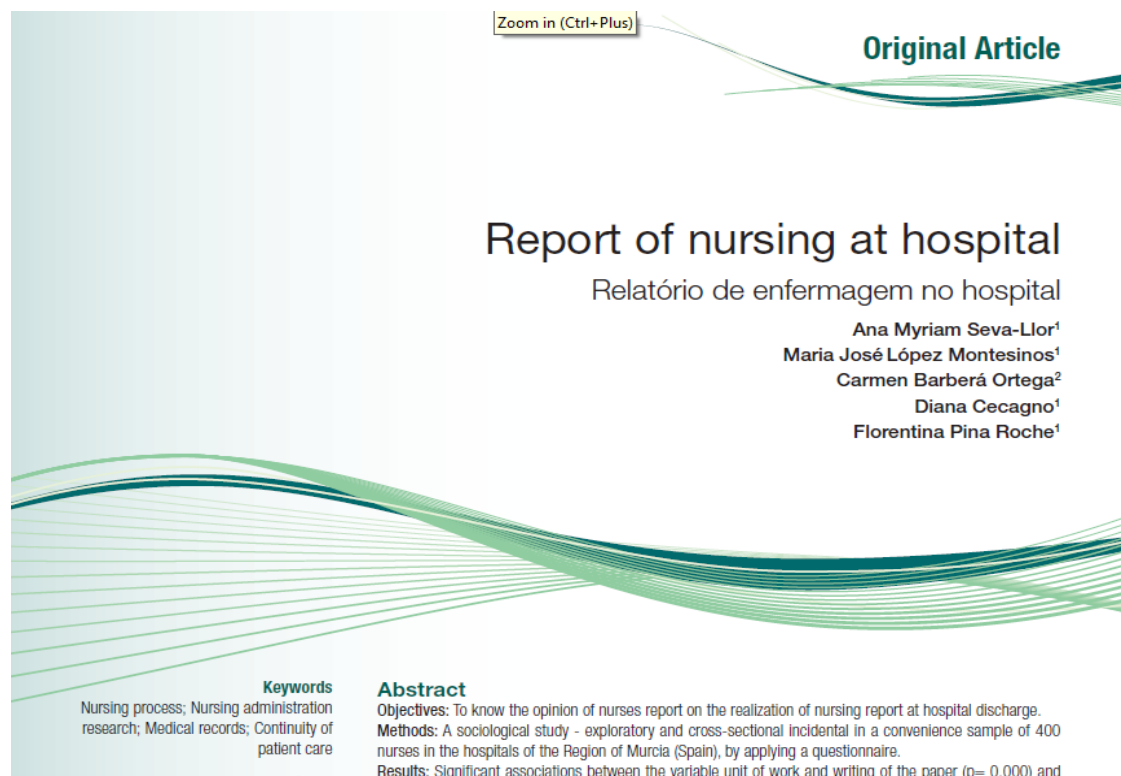
Then, make a summary of the video using your own words!

B. WRITING A NURSING REPORT

What You Need to Include When Writing a Nursing Report?

1. *Introduction.* It is important for good clinical communication to have a concise nursing report. A great report provides an accurate reflection of nursing assessments to support the medical team to provide great care.
2. *Objective.* To provide a structured and standardized approach regarding nursing report and documentation. This section will ensure consistency and improve medical or clinical communication.
3. *Definition of terms.* Proper documentation and planned report. This section comprises all written and digital entries reflecting all aspects of patient care.
4. *Process.* This is the area where documentation that supports the process are written down.
5. *Plan of care,* patient assessment, and real-time progress notes are some details.
6. *Progress note.* This is where real-time reports are documented. Any relevant clinical information is also included such as a change in condition, adverse findings or events, patient outcomes, clinical investigations, and other relevant aspects. Don't forget to close the report with companion documents. These are patient identification, nursing assessment, and legislative compliance.

READ THIS NURSING REPORT SAMPLE CAREFULLY! LEARN ALL OF THE IMPORTANT PARTS INCLUDE IN IT!



CONCLUSION

There are two listening strategies that can be applied in listening comprehension. First, we can use GIST to find the main idea or the core information of the listening audio/ video. Another strategy is by using WH-Questions/ take notes. It enables us to get the keywords and the detailed onformation

In writing a nurse report, you can **Include 6 important steps** such as *Introduction, Objective, Definition of terms, Process. Plan of care, and Progress note.*

DAFTAR PUSTAKA

Referensi Utama:

1. Charles J. Hirsch and James A. Curtin. 1970. Special English Book2, Medicine, New York: the Macmilan Company.
2. Darmawan, Iyan. 2004, English for Nurses. Edisi 2 jakarta: Kesaint Blanc
3. Davis V. James.1991.English For Academic Purpose Series: Medicine. Cassell Publishing Limited
4. Jhon Christopher Maher.1994.International Medical Communication in English. Ann Arbor, the University of Michigan Press
5. Perwata. Annie. 2001. English Confersation for Nursing Personel. Jakarta: EGC
6. Sander P.L. 1982.Medically Speaking. English for Medical Profession, BBC English by Radio and Television, Gramedia,

Referensi pendukung:

1. Halim, Hasim. Sukses Menguasai Bahasa Inggris Tanpa Guru. Jakarta: PuspaSwara.
2. Kahhar ,Joko S. 2006. Belajar Idiom BahasaInggris . Yogyakarta: Kafe Baca Buku
3. Lado, M.J. 1986. Common Idiom dayli. Jakarta: CV Titikterang.
4. Shyrnkiw, A &Larbalestier, D. 2007. Study English: IELTS Preparation. Jakarta: EGC.
5. Toifuri. 2005. Tata Bahasa InggrisPraktis. Jakarta PuspaSwara

Online Reading

1. www.googlebooks.com
2. www.google-scholar.com
3. www.youtube.com
4. www.bookzz.org

Lampiran 1

Format Laporan Makalah Kelompok Seminar

1. Cover
2. Kata Pengantar :berisi kata-kata harapan penulis, ucapan terimakasih,dll dari penulis
3. Daftar isi (jelas)
4. BAB I Pendahuluan : latar belakang pembuatan tugas, tujuan dan manfaat yg diinginkan
5. BAB II Landasan teori : kutipan teori-teori yang mendasari makalah, dapat dikutip dari jurnal, buku referensi *teks book*, para ahli dan lain-lain
6. BAB III Pembahasan : inti makalah yang ingin di bahas
7. BAB IV Penutup :Kesimpulan dari pembahasan
8. Daftar Pustaka :sumber-sumber yang digunakan untuk membuat makalah (dari jurnal, buku referensi *teks book*, para ahli dan lain-lain)
9. Ketentuan penulisan: jumlah halaman min 10 lembar, ketikan 1,5 spasi, *Font* Time New Roman, size 12, kertas A4, dijilid rapi dan cover makalah menggunakan kertas bufalo berwarna **biru muda**, makalah dikumpul pada tim blok paling lambat 1 minggu setelah penugasan berlangsung.

Contoh Cover

Laporan makalah kelompok I
Logo stikes
Nama kelompok
Program Studi S1 Keperawatan
STIKes Hang Tuah Pekanbaru

Lampiran 2

FORMAT PENILAIAN SEMINAR

No	Deskripsi Penilaian	Skor	Nama Mahasiswa								Nilai
1	Aktivitas & Kreativitas										
	Menanggapi informasi, memberikan ide penyelesaian masalah	31-40									
	Ide bagus, tapi kurang aktif mengemukakan ide	21-30									
	Mengkritik tanpa ada penyelesaian masalah	11-20									
	Mengikuti diskusi tanpa ada ide yang disampaikan	1-10									
2	Sikap dalam Diskusi										
	Menghargai sikap dan berinteraksi dengan baik	16-20									
	Mampu mengemukakan pendapat tapi tidak memfasilitasi teman untuk berpendapat	11-15									
	Mampu berinteraksi tapi sering menyalahkan pendapat orang lain	6-10									
	Tidak serius dan menghambat proses diskusi	1-5									

**Modul Ajar Mata Kuliah Bahasa Inggris II
Edisi Revisi Keempat T.A 2021/2022**

Terwujudnya pusat pendidikan Ners yang unggul, berkarakter, menguasai, IPTEK dan menjunjung kearifan local serta berdaya saing di tingkat ASEAN tahun 2036

3	Relevansi dengan Tujuan Pembelajaran										
	Relevan 90 – 100%	16-30									
	Relevan 70 – 80%	11-15									
	Relevan 50 – 60%	1-10									
	Di luar tujuan pembelajaran	0									
4	Penjelasan Presenter										
	Pembicara tenang, intonasi tepat, kontak mata baik, tidak bergantung pada catatan	8-10									
	Pembicara tenang, suara datar, cukup sering bergantung pada catatan	6-7									
	Suara monoton, tidak ada ide di luar catatan, kontak mata kurang	3-5									
	Pembicara cemas, audien diabaikan, hanya membaca berbagai catatan daripada berbicara	1-2									
TOTAL											

Pekanbaru,20..

Penilai

(.....)

Modul Ajar Mata Kuliah Bahasa Inggris II
Edisi Revisi Keempat T.A 2021/2022

Terwujudnya pusat pendidikan Ners yang unggul, berkarakter, menguasai, IPTEK dan menjunjung kearifan local serta berdaya saing di tingkat ASEAN tahun 2036

Lampiran 3

FORMAT PENILAIAN MAKALAH

Dimensi	Sangat Memuaskan	Memuaskan	Cukup	Kurang Memuaskan	Di Bawah Standar	Skor
Konteks bahasa/isi	Bahasa/isi menggugah pembaca untuk mencari tahu konsep lebih dalam (9 – 10)	Bahasa/isi menambah informasi pembaca (7 – 8)	Bahasa/isi deskriptif, tidak terlalu menambah pengetahuan (4 – 6)	Informasi dan data yang disampaikan tidak menarik dan membingungkan (2 – 3)	Tidak ada hasil (0 – 1)	
Kerapian	Paper dibuat dengan sangat menarik dan menggugah semangat pembaca (9 – 10)	Paper cukup menarik, walau tidak terlalu mengundang (7 – 8)	Dijilid biasa (4 – 6)	Dijilid namun kurang rapi (2 – 3)	Tidak ada hasil (0 – 1)	
Referensi	Berasal dari sumber buku/jurnal dan penulisan sesuai dengan APA (9 – 10)	Berasal dari sumber buku/jurnal dan penulisan tidak sesuai dengan APA (7 – 8)	Berasal dari buku dan sumber internet (bukan jurnal) serta penulisan tidak sesuai dengan APA (4 – 6)	Berasal dari sumber internet (bukan jurnal) dan penulisan tidak sesuai dengan APA (2 – 3)	Tidak ada hasil (0 – 1)	

Nilai Akhir = $\frac{\text{total skor}}{30} \times 100$

Pekanbaru,20
Penilai

.....

**Modul Ajar Mata Kuliah Bahasa Inggris II
Edisi Revisi Keempat T.A 2021/2022**

Terwujudnya pusat pendidikan Ners yang unggul, berkarakter, menguasai, IPTEK dan menjunjung kearifan local serta berdaya saing di tingkat ASEAN tahun 2036

